


# OPEN -- Overall Stage Results

I/2016 CPTPP

Printed abril 3, 2016 at 21:30



## Stage 1 -- um

	<b>PTS</b>	<b>TIME</b>	<b>HIT FACTOR</b>	<b>STAGE POINTS</b>	<b>STAGE PERCENT</b>	<b>COMPETITOR # Name</b>
1	46	9.35	4.9198	50.0000	100.00	795 Correia, Paulo
2	43	9.59	4.4838	45.5694	91.14	1089 Pinto, João
3	46	12.08	3.8079	38.7003	77.40	6031 Whitfield, Justin
4	44	11.91	3.6944	37.5461	75.09	658 Lamy, Ricardo
5	47	12.93	3.6350	36.9422	73.88	2289 Monteiro, Emerico
6	46	14.11	3.2601	33.1325	66.27	659 Lamy, João M.A.S.
7	42	17.14	2.4504	24.9036	49.81	301 Santos, Jorge
8	44	21.53	2.0437	20.7698	41.54	598 Oliveira, Alvaro
9	38	18.67	2.0354	20.6854	41.37	3512 Manha, Pedro
10	44	24.50	1.7959	18.2520	36.50	82 Paiva, Jorge
11	31	18.99	1.6324	16.5905	33.18	660 Lamy, João
12	31	34.04	0.9107	9.2554	18.51	26 Castro, Tito
13	20	34.28	0.5834	5.9294	11.86	2381 Silva, Augusto

# STANDARD -- Overall Stage Results

I/2016 CPTPP

Printed abril 3, 2016 at 21:30



## Stage 1 -- um

	<b>PTS</b>	<b>TIME</b>	<b>HIT FACTOR</b>	<b>STAGE POINTS</b>	<b>STAGE PERCENT</b>	<b>COMPETITOR # Name</b>
1	42	11.12	3.7770	50.0000	100.00	2336 Fernandes, Henrique
2	44	13.82	3.1838	42.1473	84.29	954 Assunção, Guilherme
3	47	15.07	3.1188	41.2867	82.57	1579 Duarte, Helder
4	44	14.20	3.0986	41.0194	82.04	13464 Machado, Cesar
5	46	16.80	2.7381	36.2472	72.49	4404 Dias, Maria
6	44	17.41	2.5273	33.4564	66.91	3000 Alvelos, Jorge
7	45	18.98	2.3709	31.3864	62.77	63 Mendes, Artur
8	38	16.18	2.3486	31.0907	62.18	900 Ferreira, Porfirio
9	29	12.81	2.2639	29.9691	59.94	4778 Novais, João
10	27	12.66	2.1327	28.2329	56.47	11604 Azevedo, Pedro
11	27	12.90	2.0930	27.7076	55.42	1034 Azinheira, Paulo
12	29	14.37	2.0181	26.7157	53.43	7511 Gonçalves, Rui
13	34	16.89	2.0130	26.6486	53.30	285 Borrego, Jose
14	42	21.37	1.9654	26.0178	52.04	9163 Pereira, Antonio
15	48	25.01	1.9192	25.4070	50.81	4047 Abrantes, Paulo
16	38	19.82	1.9173	25.3808	50.76	2192 Rodrigues, Jose
17	46	25.42	1.8096	23.9556	47.91	2306 Loureiro, Ricardo
18	30	17.43	1.7212	22.7850	45.57	4777 Marinho, Antonio
19	38	22.14	1.7164	22.7212	45.44	1601 Cardoso, Filomena
20	46	27.83	1.6529	21.8811	43.76	2194 Claro, Pedro
21	31	21.18	1.4636	19.3759	38.75	12374 Amaro, Jose
22	25	19.20	1.3021	17.2371	34.47	3806 Rocha, João
23	31	26.78	1.1576	15.3242	30.65	4255 Palhinhas, Antonio
24	18	32.28	0.5576	7.3818	14.76	1869 Nogueira, Luis
25	19	38.94	0.4879	6.4593	12.92	3985 Figueiredo, Luis

# PRODUCTION -- Overall Stage Results

I/2016 CPTPP

Printed abril 3, 2016 at 21:30



## Stage 1 -- um

	<b>PTS</b>	<b>TIME</b>	<b>HIT FACTOR</b>	<b>STAGE POINTS</b>	<b>STAGE PERCENT</b>	<b>COMPETITOR # Name</b>
1	46	10.96	4.1971	50.0000	100.00	10804 Barbosa, Paulo
2	44	14.27	3.0834	36.7326	73.47	1218 Fialho, Domingos
3	34	12.07	2.8169	33.5579	67.12	4784 Cordeiro, Edgar
4	46	16.51	2.7862	33.1920	66.38	10691 Coelho, Edgar
5	19	14.06	1.3514	16.0987	32.20	13465 Venancio, Marcelo
6	25	25.03	0.9988	11.8988	23.80	13463 Centeio, Rui

# CLASSIC -- Overall Stage Results

I/2016 CPTPP

Printed abril 3, 2016 at 21:30



## Stage 1 -- um

	<b>PTS</b>	<b>TIME</b>	<b>HIT FACTOR</b>	<b>STAGE POINTS</b>	<b>STAGE PERCENT</b>	<b>COMPETITOR # Name</b>
1	42	13.66	3.0747	50.0000	100.00	7660 Gomes, Pedro
2	36	12.63	2.8504	46.3522	92.70	3208 Pereira, Luis

# REVOLVER -- Overall Stage Results

I/2016 CPTPP

Printed abril 3, 2016 at 21:30




## Stage 1 -- um

	<b>PTS</b>	<b>TIME</b>	<b>HIT FACTOR</b>	<b>STAGE POINTS</b>	<b>STAGE PERCENT</b>	<b>COMPETITOR # Name</b>
1	44	22.21	1.9811	50.0000	100.00	10370 Cunha, Tiago
2	46	35.34	1.3016	32.8516	65.70	1159 Lourenço, Fernando
3	44	45.96	0.9574	24.1623	48.32	4229 Machado, Francisco
4	17	39.97	0.4253	10.7345	21.47	2172 Carpinteiro, Jose

# OPEN -- Overall Stage Results

I/2016 CPTPP

Printed abril 3, 2016 at 21:30




## Stage 2 -- dois

	<b>PTS</b>	<b>TIME</b>	<b>HIT FACTOR</b>	<b>STAGE POINTS</b>	<b>STAGE PERCENT</b>	<b>COMPETITOR # Name</b>
1	81	13.46	6.0178	85.0000	100.00	795 Correia, Paulo
2	84	16.37	5.1313	72.4786	85.27	1089 Pinto, João
3	76	17.13	4.4367	62.6665	73.73	659 Lamy, João M.A.S.
4	79	21.14	3.7370	52.7839	62.10	6031 Whitfield, Justin
5	73	20.18	3.6174	51.0953	60.11	598 Oliveira, Alvaro
6	57	18.20	3.1319	44.2367	52.04	658 Lamy, Ricardo
7	77	24.61	3.1288	44.1935	51.99	660 Lamy, João
8	67	36.33	1.8442	26.0488	30.65	2381 Silva, Augusto
9	40	27.81	1.4383	20.3160	23.90	3512 Manha, Pedro
10	63	44.59	1.4129	19.9564	23.48	2289 Monteiro, Emerico
11	34	50.62	0.6717	9.4872	11.16	26 Castro, Tito
12	0	22.08	0.0000	0.0000	0.00	82 Paiva, Jorge
13	0	0.00	0.0000	0.0000	0.00	301 Santos, Jorge

# STANDARD -- Overall Stage Results

I/2016 CPTPP

Printed abril 3, 2016 at 21:30



## Stage 2 -- dois

	<b>PTS</b>	<b>TIME</b>	<b>HIT FACTOR</b>	<b>STAGE POINTS</b>	<b>STAGE PERCENT</b>	<b>COMPETITOR # Name</b>
1	75	19.61	3.8246	85.0000	100.00	900 Ferreira, Porfirio
2	79	20.87	3.7853	84.1279	98.97	11604 Azevedo, Pedro
3	79	21.60	3.6574	81.2847	95.63	13464 Machado, Cesar
4	75	21.39	3.5063	77.9266	91.68	2192 Rodrigues, Jose
5	82	27.77	2.9528	65.6256	77.21	63 Mendes, Artur
6	71	24.67	2.8780	63.9624	75.25	2336 Fernandes, Henrique
7	79	29.63	2.6662	59.2558	69.71	954 Assunção, Guilherme
8	81	31.31	2.5870	57.4959	67.64	12374 Amaro, Jose
9	71	28.03	2.5330	56.2951	66.23	3806 Rocha, João
10	69	31.01	2.2251	49.4519	58.18	2194 Claro, Pedro
11	82	38.17	2.1483	47.7449	56.17	4404 Dias, Maria
12	75	35.35	2.1216	47.1528	55.47	2306 Loureiro, Ricardo
13	61	28.92	2.1093	46.8778	55.15	4777 Marinho, Antonio
14	55	31.91	1.7236	38.3064	45.07	3000 Alvelos, Jorge
15	54	32.31	1.6713	37.1443	43.70	7511 Gonçalves, Rui
16	55	34.02	1.6167	35.9305	42.27	1579 Duarte, Helder
17	36	23.43	1.5365	34.1480	40.17	1034 Azinheira, Paulo
18	34	23.04	1.4757	32.7968	38.58	4778 Novais, João
19	47	36.68	1.2814	28.4776	33.50	285 Borrego, Jose
20	61	49.11	1.2421	27.6055	32.48	4255 Palhinhas, Antonio
21	58	54.25	1.0691	23.7609	27.95	1869 Nogueira, Luis
22	42	47.03	0.8930	19.8477	23.35	4047 Abrantes, Paulo
23	16	33.90	0.4720	10.4895	12.34	9163 Pereira, Antonio
24	10	47.13	0.2122	4.7156	5.55	3985 Figueiredo, Luis
25	0	0.00	0.0000	0.0000	0.00	1601 Cardoso, Filomena

# PRODUCTION -- Overall Stage Results

I/2016 CPTPP

Printed abril 3, 2016 at 21:30



## Stage 2 -- dois

	<b>PTS</b>	<b>TIME</b>	<b>HIT FACTOR</b>	<b>STAGE POINTS</b>	<b>STAGE PERCENT</b>	<b>COMPETITOR # Name</b>
1	73	19.34	3.7746	85.0000	100.00	10804 Barbosa, Paulo
2	69	23.31	2.9601	66.6591	78.42	4784 Cordeiro, Edgar
3	75	26.95	2.7829	62.6693	73.73	13465 Venancio, Marcelo
4	43	29.16	1.4746	33.2073	39.07	10691 Coelho, Edgar
5	37	46.66	0.7930	17.8570	21.01	13463 Centeio, Rui
6	0	0.00	0.0000	0.0000	0.00	1218 Fialho, Domingos



# CLASSIC -- Overall Stage Results

I/2016 CPTPP

Printed abril 3, 2016 at 21:30



## Stage 2 -- dois

	<b>PTS</b>	<b>TIME</b>	<b>HIT FACTOR</b>	<b>STAGE POINTS</b>	<b>STAGE PERCENT</b>	<b>COMPETITOR # Name</b>
1	77	20.44	3.7671	85.0000	100.00	3208 Pereira, Luis
2	77	21.71	3.5468	80.0276	94.15	7660 Gomes, Pedro

# REVOLVER -- Overall Stage Results

I/2016 CPTPP

Printed abril 3, 2016 at 21:30



## Stage 2 -- dois

	<b>PTS</b>	<b>TIME</b>	<b>HIT FACTOR</b>	<b>STAGE POINTS</b>	<b>STAGE PERCENT</b>	<b>COMPETITOR # Name</b>
1	69	64.19	1.0749	85.0000	100.00	4229 Machado, Francisco
2	42	55.82	0.7524	59.4972	70.00	10370 Cunha, Tiago
3	49	65.34	0.7499	59.2999	69.76	1159 Lourenço, Fernando
4	22	56.97	0.3862	30.5361	35.92	2172 Carpinteiro, Jose

# OPEN -- Overall Stage Results

I/2016 CPTPP

Printed abril 3, 2016 at 21:30



## Stage 3 -- três

	<b>PTS</b>	<b>TIME</b>	<b>HIT FACTOR</b>	<b>STAGE POINTS</b>	<b>STAGE PERCENT</b>	<b>COMPETITOR # Name</b>
1	112	26.29	4.2602	120.0000	100.00	795 Correia, Paulo
2	115	27.83	4.1322	116.3961	97.00	1089 Pinto, João
3	114	33.48	3.4050	95.9121	79.93	6031 Whitfield, Justin
4	106	31.20	3.3974	95.6985	79.75	660 Lamy, João
5	105	32.00	3.2813	92.4258	77.02	659 Lamy, João M.A.S.
6	87	29.50	2.9492	83.0713	69.23	658 Lamy, Ricardo
7	106	38.78	2.7334	76.9931	64.16	598 Oliveira, Alvaro
8	101	40.97	2.4652	69.4399	57.87	2289 Monteiro, Emerico
9	100	48.23	2.0734	58.4032	48.67	3512 Manha, Pedro
10	106	63.84	1.6604	46.7699	38.97	82 Paiva, Jorge
11	118	77.58	1.5210	42.8436	35.70	26 Castro, Tito
12	68	76.90	0.8843	24.9079	20.76	2381 Silva, Augusto
13	0	0.00	0.0000	0.0000	0.00	301 Santos, Jorge

# STANDARD -- Overall Stage Results

I/2016 CPTPP

Printed abril 3, 2016 at 21:30



## Stage 3 -- três

	<b>PTS</b>	<b>TIME</b>	<b>HIT FACTOR</b>	<b>STAGE POINTS</b>	<b>STAGE PERCENT</b>	<b>COMPETITOR # Name</b>
1	106	32.80	3.2317	120.0000	100.00	900 Ferreira, Porfirio
2	114	35.37	3.2231	119.6793	99.73	1034 Azinheira, Paulo
3	108	34.33	3.1459	116.8152	97.35	13464 Machado, Cesar
4	116	40.74	2.8473	105.7271	88.11	63 Mendes, Artur
5	106	38.90	2.7249	101.1825	84.32	2192 Rodrigues, Jose
6	112	42.26	2.6503	98.4097	82.01	11604 Azevedo, Pedro
7	101	44.33	2.2784	84.6005	70.50	1579 Duarte, Helder
8	103	45.84	2.2469	83.4338	69.53	4404 Dias, Maria
9	102	46.47	2.1950	81.5036	67.92	954 Assunção, Guilherme
10	96	43.97	2.1833	81.0707	67.56	12374 Amaro, Jose
11	108	51.61	2.0926	77.7032	64.75	3000 Alvelos, Jorge
12	78	37.35	2.0884	77.5449	64.62	2336 Fernandes, Henrique
13	116	59.47	1.9506	72.4285	60.36	9163 Pereira, Antonio
14	72	40.82	1.7638	65.4951	54.58	4778 Novais, João
15	98	58.44	1.6769	62.2680	51.89	285 Borrego, Jose
16	88	55.54	1.5844	58.8337	49.03	2194 Claro, Pedro
17	94	60.63	1.5504	57.5691	47.97	2306 Loureiro, Ricardo
18	62	44.92	1.3802	51.2509	42.71	4777 Marinho, Antonio
19	58	42.87	1.3529	50.2370	41.86	7511 Gonçalves, Rui
20	70	53.85	1.2999	48.2683	40.22	3806 Rocha, João
21	96	81.33	1.1804	43.8298	36.52	1869 Nogueira, Luis
22	30	72.43	0.4142	15.3798	12.82	4255 Palhinhas, Antonio
23	12	52.31	0.2294	8.5182	7.10	3985 Figueiredo, Luis
24	0	73.19	0.0000	0.0000	0.00	4047 Abrantes, Paulo
25	0	0.00	0.0000	0.0000	0.00	1601 Cardoso, Filomena

# PRODUCTION -- Overall Stage Results

I/2016 CPTPP

Printed abril 3, 2016 at 21:30



## Stage 3 -- três

	<b>PTS</b>	<b>TIME</b>	<b>HIT FACTOR</b>	<b>STAGE POINTS</b>	<b>STAGE PERCENT</b>	<b>COMPETITOR # Name</b>
1	116	40.32	2.8770	120.0000	100.00	13465 Venancio, Marcelo
2	89	34.82	2.5560	106.6117	88.84	4784 Cordeiro, Edgar
3	71	28.69	2.4747	103.2218	86.02	10804 Barbosa, Paulo
4	106	48.52	2.1847	91.1232	75.94	10691 Coelho, Edgar
5	70	83.63	0.8370	34.9124	29.09	13463 Centeio, Rui
6	0	0.00	0.0000	0.0000	0.00	1218 Fialho, Domingos

# CLASSIC -- Overall Stage Results

I/2016 CPTPP

Printed abril 3, 2016 at 21:30



## Stage 3 -- très

	<b>PTS</b>	<b>TIME</b>	<b>HIT FACTOR</b>	<b>STAGE POINTS</b>	<b>STAGE PERCENT</b>	<b>COMPETITOR # Name</b>
1	112	34.28	3.2672	120.0000	100.00	3208 Pereira, Luis
2	100	33.14	3.0175	110.8285	92.36	7660 Gomes, Pedro

# REVOLVER -- Overall Stage Results

I/2016 CPTPP

Printed abril 3, 2016 at 21:30



## Stage 3 -- três

	<b>PTS</b>	<b>TIME</b>	<b>HIT FACTOR</b>	<b>STAGE POINTS</b>	<b>STAGE PERCENT</b>	<b>COMPETITOR # Name</b>
1	116	80.89	1.4340	120.0000	100.00	10370 Cunha, Tiago
2	93	100.62	0.9243	77.3422	64.45	1159 Lourenço, Fernando
3	69	81.60	0.8456	70.7582	58.97	2172 Carpinteiro, Jose
4	65	91.74	0.7085	59.2888	49.41	4229 Machado, Francisco

# OPEN -- Overall Stage Results

I/2016 CPTPP

Printed abril 3, 2016 at 21:30



## Stage 4 -- quatro


	<b>PTS</b>	<b>TIME</b>	<b>HIT FACTOR</b>	<b>STAGE POINTS</b>	<b>STAGE PERCENT</b>	<b>COMPETITOR # Name</b>
1	58	9.00	6.4444	60.0000	100.00	795 Correia, Paulo
2	58	10.89	5.3260	49.5868	82.64	1089 Pinto, João
3	59	11.43	5.1619	48.0586	80.10	2289 Monteiro, Emerico
4	56	14.28	3.9216	36.5112	60.85	6031 Whitfield, Justin
5	58	16.84	3.4442	32.0665	53.44	598 Oliveira, Alvaro
6	56	18.35	3.0518	28.4130	47.36	660 Lamy, João
7	56	20.56	2.7237	25.3589	42.26	659 Lamy, João M.A.S.
8	32	13.61	2.3512	21.8906	36.48	658 Lamy, Ricardo
9	54	28.08	1.9231	17.9045	29.84	82 Paiva, Jorge
10	31	18.03	1.7194	16.0078	26.68	3512 Manha, Pedro
11	58	38.26	1.5159	14.1140	23.52	2381 Silva, Augusto
12	25	35.03	0.7137	6.6446	11.07	26 Castro, Tito
13	0	0.00	0.0000	0.0000	0.00	301 Santos, Jorge



# STANDARD -- Overall Stage Results

I/2016 CPTPP

Printed abril 3, 2016 at 21:30



## Stage 4 -- quatro

	<b>PTS</b>	<b>TIME</b>	<b>HIT FACTOR</b>	<b>STAGE POINTS</b>	<b>STAGE PERCENT</b>	<b>COMPETITOR # Name</b>
1	56	12.22	4.5827	60.0000	100.00	900 Ferreira, Porfirio
2	60	13.90	4.3165	56.5159	94.19	1034 Azinheira, Paulo
3	56	13.66	4.0996	53.6750	89.46	13464 Machado, Cesar
4	56	14.15	3.9576	51.8162	86.36	2336 Fernandes, Henrique
5	56	14.82	3.7787	49.4737	82.46	2192 Rodrigues, Jose
6	59	16.99	3.4726	45.4667	75.78	63 Mendes, Artur
7	56	16.73	3.3473	43.8255	73.04	3000 Alvelos, Jorge
8	52	16.07	3.2358	42.3664	70.61	4778 Novais, João
9	60	18.80	3.1915	41.7857	69.64	12374 Amaro, Jose
10	56	18.42	3.0402	39.8046	66.34	1579 Duarte, Helder
11	58	19.59	2.9607	38.7639	64.61	954 Assunção, Guilherme
12	54	20.14	2.6812	35.1050	58.51	7511 Gonçalves, Rui
13	52	21.28	2.4436	31.9938	53.32	4777 Marinho, Antonio
14	59	25.98	2.2710	29.7336	49.56	4404 Dias, Maria
15	54	24.32	2.2204	29.0713	48.45	2194 Claro, Pedro
16	60	28.44	2.1097	27.6221	46.04	4255 Palhinhas, Antonio
17	56	26.67	2.0997	27.4916	45.82	9163 Pereira, Antonio
18	58	29.25	1.9829	25.9619	43.27	2306 Loureiro, Ricardo
19	26	13.39	1.9417	25.4230	42.37	11604 Azevedo, Pedro
20	39	24.48	1.5931	20.8587	34.76	285 Borrego, Jose
21	45	36.23	1.2421	16.2622	27.10	1869 Nogueira, Luis
22	42	35.74	1.1752	15.3861	25.64	3806 Rocha, João
23	29	28.46	1.0190	13.3413	22.24	4047 Abrantes, Paulo
24	25	35.65	0.7013	9.1815	15.30	3985 Figueiredo, Luis
25	0	0.00	0.0000	0.0000	0.00	1601 Cardoso, Filomena

# PRODUCTION -- Overall Stage Results

I/2016 CPTPP

Printed abril 3, 2016 at 21:30



## Stage 4 -- quatro

	<b>PTS</b>	<b>TIME</b>	<b>HIT FACTOR</b>	<b>STAGE POINTS</b>	<b>STAGE PERCENT</b>	<b>COMPETITOR # Name</b>
1	54	11.75	4.5957	60.0000	100.00	10804 Barbosa, Paulo
2	54	15.84	3.4091	44.5076	74.18	13465 Venancio, Marcelo
3	44	14.59	3.0158	39.3725	65.62	1218 Fialho, Domingos
4	35	13.78	2.5399	33.1600	55.27	4784 Cordeiro, Edgar
5	43	18.79	2.2885	29.8770	49.80	10691 Coelho, Edgar
6	54	31.82	1.6970	22.1559	36.93	13463 Centeio, Rui

# CLASSIC -- Overall Stage Results

I/2016 CPTPP

Printed abril 3, 2016 at 21:30



## Stage 4 -- quatro

	<b>PTS</b>	<b>TIME</b>	<b>HIT FACTOR</b>	<b>STAGE POINTS</b>	<b>STAGE PERCENT</b>	<b>COMPETITOR # Name</b>
1	56	17.09	3.2768	60.0000	100.00	3208 Pereira, Luis
2	58	19.58	2.9622	54.2401	90.40	7660 Gomes, Pedro

# REVOLVER -- Overall Stage Results

I/2016 CPTPP

Printed abril 3, 2016 at 21:30



## Stage 4 -- quatro

	<b>PTS</b>	<b>TIME</b>	<b>HIT FACTOR</b>	<b>STAGE POINTS</b>	<b>STAGE PERCENT</b>	<b>COMPETITOR # Name</b>
1	54	26.75	2.0187	60.0000	100.00	10370 Cunha, Tiago
2	29	32.32	0.8973	26.6691	44.45	2172 Carpinteiro, Jose
3	56	71.31	0.7853	23.3410	38.90	4229 Machado, Francisco
4	54	76.19	0.7088	21.0658	35.11	1159 Lourenço, Fernando

# OPEN -- Overall Stage Results

I/2016 CPTPP

Printed abril 3, 2016 at 21:30




## Stage 5 -- cinco

	<b>PTS</b>	<b>TIME</b>	<b>HIT FACTOR</b>	<b>STAGE POINTS</b>	<b>STAGE PERCENT</b>	<b>COMPETITOR # Name</b>
1	54	13.64	3.9589	60.0000	100.00	795 Correia, Paulo
2	58	15.59	3.7203	56.3837	93.97	658 Lamy, Ricardo
3	57	17.18	3.3178	50.2833	83.81	659 Lamy, João M.A.S.
4	38	13.91	2.7318	41.4027	69.00	1089 Pinto, João
5	46	17.47	2.6331	39.9059	66.51	6031 Whitfield, Justin
6	56	22.19	2.5237	38.2475	63.75	598 Oliveira, Alvaro
7	50	22.49	2.2232	33.6940	56.16	3512 Manha, Pedro
8	37	16.78	2.2050	33.4181	55.70	2289 Monteiro, Emerico
9	38	22.31	1.7033	25.8140	43.02	660 Lamy, João
10	56	34.01	1.6466	24.9548	41.59	82 Paiva, Jorge
11	60	40.81	1.4702	22.2821	37.14	26 Castro, Tito
12	14	27.78	0.5040	7.6378	12.73	2381 Silva, Augusto
13	0	0.00	0.0000	0.0000	0.00	301 Santos, Jorge

# STANDARD -- Overall Stage Results

I/2016 CPTPP

Printed abril 3, 2016 at 21:30



## Stage 5 -- cinco

	<b>PTS</b>	<b>TIME</b>	<b>HIT FACTOR</b>	<b>STAGE POINTS</b>	<b>STAGE PERCENT</b>	<b>COMPETITOR # Name</b>
1	54	17.95	3.0084	60.0000	100.00	13464 Machado, Cesar
2	54	18.88	2.8602	57.0445	95.07	2192 Rodrigues, Jose
3	59	20.72	2.8475	56.7916	94.65	63 Mendes, Artur
4	55	19.72	2.7890	55.6260	92.71	1579 Duarte, Helder
5	44	16.64	2.6442	52.7377	87.90	2336 Fernandes, Henrique
6	46	18.06	2.5471	50.7998	84.67	4778 Novais, João
7	56	24.32	2.3026	45.9247	76.54	3000 Alvelos, Jorge
8	33	16.71	1.9749	39.3876	65.65	900 Ferreira, Porfirio
9	58	29.94	1.9372	38.6365	64.39	2306 Loureiro, Ricardo
10	50	26.15	1.9120	38.1347	63.56	954 Assunção, Guilherme
11	35	18.89	1.8528	36.9537	61.59	1034 Azinheira, Paulo
12	52	28.66	1.8144	36.1867	60.31	285 Borrego, Jose
13	46	25.63	1.7948	35.7957	59.66	4777 Marinho, Antonio
14	48	27.09	1.7719	35.3390	58.90	7511 Gonçalves, Rui
15	35	19.84	1.7641	35.1843	58.64	12374 Amaro, Jose
16	50	28.76	1.7385	34.6739	57.79	3806 Rocha, João
17	48	32.08	1.4963	29.8421	49.74	2194 Claro, Pedro
18	52	35.10	1.4815	29.5473	49.25	4404 Dias, Maria
19	38	27.93	1.3605	27.1353	45.23	4255 Palhinhas, Antonio
20	52	42.76	1.2161	24.2542	40.42	9163 Pereira, Antonio
21	37	45.22	0.8182	16.3190	27.20	1869 Nogueira, Luis
22	17	22.64	0.7509	14.9760	24.96	3985 Figueiredo, Luis
23	10	31.38	0.3187	6.3558	10.59	4047 Abrantes, Paulo
24	0	17.81	0.0000	0.0000	0.00	11604 Azevedo, Pedro
25	0	0.00	0.0000	0.0000	0.00	1601 Cardoso, Filomena

# PRODUCTION -- Overall Stage Results

I/2016 CPTPP

Printed abril 3, 2016 at 21:30



## Stage 5 -- cinco

	<b>PTS</b>	<b>TIME</b>	<b>HIT FACTOR</b>	<b>STAGE POINTS</b>	<b>STAGE PERCENT</b>	<b>COMPETITOR # Name</b>
1	54	15.50	3.4839	60.0000	100.00	10804 Barbosa, Paulo
2	50	17.77	2.8137	48.4587	80.76	1218 Fialho, Domingos
3	56	19.98	2.8028	48.2705	80.45	13465 Venancio, Marcelo
4	54	21.49	2.5128	43.2759	72.13	10691 Coelho, Edgar
5	21	15.31	1.3717	23.6229	39.37	4784 Cordeiro, Edgar
6	29	25.85	1.1219	19.3209	32.20	13463 Centeio, Rui

# CLASSIC -- Overall Stage Results

I/2016 CPTPP

Printed abril 3, 2016 at 21:30



## Stage 5 -- cinco

	<b>PTS</b>	<b>TIME</b>	<b>HIT FACTOR</b>	<b>STAGE POINTS</b>	<b>STAGE PERCENT</b>	<b>COMPETITOR # Name</b>
1	54	17.45	3.0946	60.0000	100.00	7660 Gomes, Pedro
2	48	19.23	2.4961	48.3966	80.66	3208 Pereira, Luis



# REVOLVER -- Overall Stage Results

I/2016 CPTPP

Printed abril 3, 2016 at 21:30



## Stage 5 -- cinco

	<b>PTS</b>	<b>TIME</b>	<b>HIT FACTOR</b>	<b>STAGE POINTS</b>	<b>STAGE PERCENT</b>	<b>COMPETITOR # Name</b>
1	58	27.02	2.1466	60.0000	100.00	10370 Cunha, Tiago
2	52	41.62	1.2494	34.9229	58.20	4229 Machado, Francisco
3	50	46.99	1.0641	29.7422	49.57	1159 Lourenço, Fernando
4	0	34.38	0.0000	0.0000	0.00	2172 Carpinteiro, Jose

# OPEN -- Overall Stage Results

I/2016 CPTPP

Printed abril 3, 2016 at 21:30



## Stage 6 -- seis

	<b>PTS</b>	<b>TIME</b>	<b>HIT FACTOR</b>	<b>STAGE POINTS</b>	<b>STAGE PERCENT</b>	<b>COMPETITOR # Name</b>
1	148	46.08	3.2118	160.0000	100.00	795 Correia, Paulo
2	149	48.95	3.0439	151.6367	94.77	1089 Pinto, João
3	147	50.01	2.9394	146.4304	91.52	658 Lamy, Ricardo
4	153	63.09	2.4251	120.8096	75.51	2289 Monteiro, Emerico
5	146	63.00	2.3175	115.4471	72.15	6031 Whitfield, Justin
6	121	54.25	2.2304	111.1108	69.44	659 Lamy, João M.A.S.
7	113	64.77	1.7446	86.9111	54.32	598 Oliveira, Alvaro
8	137	83.54	1.6399	81.6953	51.06	660 Lamy, João
9	156	107.71	1.4483	72.1505	45.09	82 Paiva, Jorge
10	110	104.78	1.0498	52.2980	32.69	2381 Silva, Augusto
11	79	83.34	0.9479	47.2220	29.51	3512 Manha, Pedro
12	124	131.95	0.9397	46.8148	29.26	26 Castro, Tito
13	0	0.00	0.0000	0.0000	0.00	301 Santos, Jorge

# STANDARD -- Overall Stage Results

I/2016 CPTPP

Printed abril 3, 2016 at 21:30



## Stage 6 -- seis

	PTS	TIME	HIT FACTOR	STAGE POINTS	STAGE PERCENT	COMPETITOR # Name
1	140	52.30	2.6769	160.0000	100.00	13464 Machado, Cesar
2	150	63.70	2.3548	140.7491	87.97	1034 Azinheira, Paulo
3	149	65.61	2.2710	135.7406	84.84	11604 Azevedo, Pedro
4	146	68.77	2.1230	126.8959	79.31	4778 Novais, João
5	130	64.82	2.0056	119.8748	74.92	2336 Fernandes, Henrique
6	152	80.54	1.8873	112.8043	70.50	63 Mendes, Artur
7	138	74.96	1.8410	110.0381	68.77	7511 Gonçalves, Rui
8	100	55.29	1.8086	108.1053	67.57	900 Ferreira, Porfiro
9	116	68.34	1.6974	101.4557	63.41	3000 Alvelos, Jorge
10	140	87.52	1.5996	95.6124	59.76	954 Assunção, Guilherme
11	130	85.67	1.5175	90.7002	56.69	2192 Rodrigues, Jose
12	127	87.51	1.4513	86.7440	54.22	4404 Dias, Maria
13	110	79.42	1.3850	82.7859	51.74	4777 Marinho, Antonio
14	97	70.89	1.3683	81.7863	51.12	1579 Duarte, Helder
15	112	96.11	1.1653	69.6535	43.53	4255 Palhinhas, Antonio
16	135	139.22	0.9697	57.9597	36.22	1869 Nogueira, Luis
17	94	109.41	0.8592	51.3528	32.10	285 Borrego, Jose
18	68	90.31	0.7530	45.0056	28.13	2194 Claro, Pedro
19	72	106.87	0.6737	40.2690	25.17	3806 Rocha, João
20	50	84.10	0.5945	35.5359	22.21	9163 Pereira, Antonio
21	0	77.37	0.0000	0.0000	0.00	2306 Loureiro, Ricardo
22	0	0.00	0.0000	0.0000	0.00	1601 Cardoso, Filomena
23	0	80.78	0.0000	0.0000	0.00	3985 Figueiredo, Luis
24	108	0.00	0.0000	0.0000	0.00	12374 Amaro, Jose
25	0	136.02	0.0000	0.0000	0.00	4047 Abrantes, Paulo

# PRODUCTION -- Overall Stage Results

I/2016 CPTPP

Printed abril 3, 2016 at 21:30



## Stage 6 -- seis

	<b>PTS</b>	<b>TIME</b>	<b>HIT FACTOR</b>	<b>STAGE POINTS</b>	<b>STAGE PERCENT</b>	<b>COMPETITOR # Name</b>
1	154	58.13	2.6492	160.0000	100.00	13465 Venancio, Marcelo
2	142	54.87	2.5879	156.2978	97.69	10804 Barbosa, Paulo
3	119	58.33	2.0401	123.2124	77.01	4784 Cordeiro, Edgar
4	124	69.24	1.7909	108.1594	67.60	1218 Fialho, Domingos
5	100	79.14	1.2636	76.3139	47.70	10691 Coelho, Edgar
6	116	137.03	0.8465	51.1260	31.95	13463 Centeio, Rui

# CLASSIC -- Overall Stage Results

I/2016 CPTPP

Printed abril 3, 2016 at 21:30



## Stage 6 -- seis

	<b>PTS</b>	<b>TIME</b>	<b>HIT FACTOR</b>	<b>STAGE POINTS</b>	<b>STAGE PERCENT</b>	<b>COMPETITOR # Name</b>
1	152	65.90	2.3065	160.0000	100.00	7660 Gomes, Pedro
2	127	70.99	1.7890	124.0990	77.56	3208 Pereira, Luis

# REVOLVER -- Overall Stage Results

I/2016 CPTPP

Printed abril 3, 2016 at 21:30



## Stage 6 -- seis

	<b>PTS</b>	<b>TIME</b>	<b>HIT FACTOR</b>	<b>STAGE POINTS</b>	<b>STAGE PERCENT</b>	<b>COMPETITOR # Name</b>
1	152	128.57	1.1822	160.0000	100.00	10370 Cunha, Tiago
2	144	177.47	0.8114	109.8130	68.63	4229 Machado, Francisco
3	111	205.25	0.5408	73.1907	45.74	1159 Lourenço, Fernando
4	75	165.25	0.4539	61.4237	38.39	2172 Carpinteiro, Jose