

OPEN -- Overall Stage Results
Campeonato Regional Sul IPSC - Tavira 2009

Printed Maio 18, 2009 at 1:53



Stage 1 -- Pista 1

	PTS	TIME	HIT FACTOR	STAGE POINTS	STAGE PERCENT	COMPETITOR # Name
1	74	10,86	6,8140	75,0000	100,00	90 Pinto, Joao
2	69	10,38	6,6474	73,1663	97,56	1 Diogo, Nuno
3	63	10,06	6,2624	68,9290	91,91	80 Teixeira, Carlos
4	71	12,10	5,8678	64,5851	86,11	79 Gaspar, Abel
5	68	12,39	5,4883	60,4083	80,54	2 Dias, Jaime
6	72	13,99	5,1465	56,6466	75,53	3 Costa, JoseF
7	67	13,11	5,1106	56,2512	75,00	9 Monteiro, Emerico
8	64	13,12	4,8780	53,6915	71,59	89 Lamy, Ricardo
9	72	14,82	4,8583	53,4741	71,30	87 Lamy, JMiguel
10	69	15,76	4,3782	48,1895	64,25	95 Simoes, Hugo
11	72	17,67	4,0747	44,8493	59,80	88 Lamy, Joao
12	63	15,48	4,0698	44,7949	59,73	4 Pego, Jose
13	55	14,37	3,8274	42,1275	56,17	46 Silva, Nelson
14	61	17,66	3,4541	38,0188	50,69	45 Braz, Paulo
15	69	22,60	3,0531	33,6047	44,81	115 Carpinteiro, Jose
16	65	23,47	2,7695	30,4831	40,64	103 Paiva, Jorge
17	63	23,67	2,6616	29,2956	39,06	47 Bicho, Ricardo
18	52	20,08	2,5896	28,5036	38,00	62 Marques, Manuel
19	61	26,87	2,2702	24,9874	33,32	91 Marques, Francisco
20	73	32,75	2,2290	24,5341	32,71	99 Rocha, Joao
21	31	20,11	1,5415	16,9672	22,62	56 Viola, Rui

STANDARD -- Overall Stage Results

Campeonato Regional Sul IPSC - Tavira 2009

Printed Maio 18, 2009 at 1:53



Stage 1 -- Pista 1

	PTS	TIME	HIT FACTOR	STAGE POINTS	STAGE PERCENT	COMPETITOR # Name
1	69	9,50	7,2632	75,0000	100,00	78 Silva, Manuel
2	73	11,60	6,2931	64,9831	86,64	7 Macaneiro, Jose
3	72	11,48	6,2718	64,7629	86,35	31 Correia, Paulo
4	59	12,99	4,5420	46,9006	62,53	106 Ferreira, Porfirio
5	70	15,50	4,5161	46,6339	62,18	12 Rebelo, Jose
6	70	17,24	4,0603	41,9273	55,90	97 Dias, Luis
7	50	12,62	3,9620	40,9116	54,55	76 Costa, Luis
8	70	18,54	3,7756	38,9874	51,98	37 Duarte, Helder
9	59	15,98	3,6921	38,1251	50,83	83 Caldeira, Antonio
10	55	15,17	3,6256	37,4380	49,92	36 Mourao, Antonio
11	57	15,99	3,5647	36,8097	49,08	94 Lima, Herlander
12	65	18,53	3,5078	36,2221	48,30	98 Manha, Pedro
13	71	20,49	3,4651	35,7810	47,71	50 Paixao, Alexandre
14	51	15,04	3,3910	35,0153	46,69	68 Fernandes, Fernando
15	69	21,65	3,1871	32,9099	43,88	69 Dourado, Marco
16	51	16,41	3,1079	32,0920	42,79	19 Botas, Carlos
17	65	21,76	2,9871	30,8454	41,13	64 Guilherme, Helder
18	57	19,34	2,9473	30,4337	40,58	40 Mendes, Jose
19	36	12,30	2,9268	30,2227	40,30	71 Braz, Rui
20	67	23,10	2,9004	29,9501	39,93	74 Claro, Pedro
21	57	19,87	2,8686	29,6219	39,50	32 Domingos, Fernando
22	69	24,50	2,8163	29,0816	38,78	108 Nogueira, Luis
23	55	20,26	2,7147	28,0323	37,38	38 Velez, Carlos
24	47	17,42	2,6980	27,8603	37,15	102 Magalhaes, Manuel
25	44	16,33	2,6944	27,8229	37,10	124 Lencastre, Luis
26	52	21,21	2,4517	25,3162	33,75	67 Albuquerque, Fernando
27	69	28,54	2,4177	24,9650	33,29	93 Simoes, Fernanda
28	61	26,34	2,3159	23,9139	31,89	35 Martins, Antonio
29	43	20,02	2,1479	22,1789	29,57	5 Faria, Jorge
30	51	24,45	2,0859	21,5391	28,72	84 Marques, Joao
31	35	17,40	2,0115	20,7709	27,69	121 Marques, Jose
32	71	36,25	1,9586	20,2249	26,97	60 Santos, Jose
33	67	34,47	1,9437	20,0710	26,76	57 Valente, Carlos
34	59	30,78	1,9168	19,7933	26,39	92 Castro, Tito
35	69	36,10	1,9114	19,7368	26,32	11 Lourena, Vasco
36	59	32,51	1,8148	18,7401	24,99	85 Lebre, Eugenia
37	31	17,23	1,7992	18,5786	24,77	18 Nortadas, Joao
38	67	38,20	1,7539	18,1112	24,15	116 O'Neill, Hugo
39	71	41,74	1,7010	17,5647	23,42	29 Nunes, Antonio
40	63	38,16	1,6509	17,0478	22,73	53 Pinguinha, Cristina
41	50	30,53	1,6377	16,9114	22,55	70 Blanco, Rui
42	59	37,72	1,5642	16,1516	21,54	86 Santos, Malvina
43	75	48,62	1,5426	15,9288	21,24	127 Moita, Joao
44	36	24,16	1,4901	15,3866	20,52	20 Julio, Joaquim
45	61	42,65	1,4302	14,7688	19,69	119 Antonio, Tito
46	55	38,48	1,4293	14,7592	19,68	104 Jorge, Jose

STANDARD -- Overall Stage Results
Campeonato Regional Sul IPSC - Tavira 2009

Printed Maio 18, 2009 at 1:53




Stage 1 -- Pista 1

	PTS	TIME	HIT FACTOR	STAGE POINTS	STAGE PERCENT	COMPETITOR # Name
47	28	20,40	1,3725	14,1731	18,90	122 Gabriel, Paulo
48	42	30,66	1,3699	14,1453	18,86	63 Costa, Alberto
49	27	21,15	1,2766	13,1822	17,58	126 Martins, Luis
50	51	41,21	1,2376	12,7792	17,04	96 Fernandes, Sonia
51	40	35,72	1,1198	11,5634	15,42	77 Pereira, Armando
52	67	66,50	1,0075	10,4037	13,87	30 Gomes, Jorge
53	7	42,13	0,1662	1,7157	2,29	39 Martins, Carlos
54	0	0,00	0,0000	0,0000	0,00	34 Valente, Jose
55	0	0,00	0,0000	0,0000	0,00	41 Rodrigues, Antonio
56	0	0,00	0,0000	0,0000	0,00	21 Monteiro, David
57	0	0,00	0,0000	0,0000	0,00	109 Teixeira, Emidio
58	0	0,00	0,0000	0,0000	0,00	42 Ferreira, Eduardo
59	0	0,00	0,0000	0,0000	0,00	54 Coelho, Luis
60	0	0,00	0,0000	0,0000	0,00	43 Simoes, Jorge
61	0	0,00	0,0000	0,0000	0,00	110 Dias, Maria
62	0	0,00	0,0000	0,0000	0,00	22 Fernandes, Rui

PRODUCTION -- Overall Stage Results
Campeonato Regional Sul IPSC - Tavira 2009

Printed Maio 18, 2009 at 1:53



Stage 1 -- Pista 1

	PTS	TIME	HIT FACTOR	STAGE POINTS	STAGE PERCENT	COMPETITOR # Name
1	67	19,43	3,4483	75,0000	100,00	123 Cruz, Carlos
2	63	18,59	3,3889	73,7090	98,28	101 Mota, Pedro
3	61	18,92	3,2241	70,1242	93,50	82 Santos, Joao
4	59	31,92	1,8484	40,2021	53,60	52 Jorge, Jose
5	46	25,56	1,7997	39,1432	52,19	125 Alegre, Paulo
6	0	0,00	0,0000	0,0000	0,00	23 silva, fernando

MODIFIED -- Overall Stage Results
Campeonato Regional Sul IPSC - Tavira 2009

Printed Maio 18, 2009 at 1:53




Stage 1 -- Pista 1

	PTS	TIME	HIT FACTOR	STAGE POINTS	STAGE PERCENT	COMPETITOR # Name
1	61	12,49	4,8839	75,0000	100,00	72 Reis, Francisco
2	57	11,89	4,7939	73,6185	98,16	73 Leitao, Orlando
3	73	16,04	4,5511	69,8896	93,19	107 Azinheira, Paulo
4	61	13,58	4,4919	68,9801	91,97	112 Ramalho, Vitor
5	61	13,59	4,4886	68,9294	91,91	81 Simoes, Carlos
6	63	15,92	3,9573	60,7703	81,03	66 Guimaraes, Jose
7	61	16,93	3,6031	55,3308	73,77	65 Gomes, Pedro
8	49	13,85	3,5379	54,3301	72,44	48 Canha, Antonio
9	69	20,29	3,4007	52,2229	69,63	117 Branco, Baltazar
10	55	16,20	3,3951	52,1365	69,52	105 Ramos, Antonio
11	68	20,07	3,3881	52,0302	69,37	33 Mina, Antonio
12	65	19,43	3,3453	51,3729	68,50	59 Fialho, Domingos
13	67	20,45	3,2763	50,3124	67,08	6 Alvelos, Jorge
14	55	17,15	3,2070	49,2484	65,66	24 Arrojado, Nuno
15	75	24,14	3,1069	47,7109	63,61	75 Gil, Carlos
16	39	13,03	2,9931	45,9636	61,28	26 Ferreira, Bryan
17	71	24,76	2,8675	44,0354	58,71	44 Rodrigues, Fernando
18	60	21,28	2,8195	43,2986	57,73	113 Fernandes, Henrique
19	44	15,94	2,7604	42,3895	56,52	27 Pereira, Joao
20	55	21,41	2,5689	39,4493	52,60	111 Cordeiro, Edgar
21	68	26,54	2,5622	39,3461	52,46	114 Santos, Jose
22	59	25,87	2,2806	35,0227	46,70	61 Joaquim, Joao
23	38	18,99	2,0011	30,7293	40,97	25 Leitao, Vasco
24	46	32,99	1,3944	21,4126	28,55	55 Jesus, Fernando
25	19	16,65	1,1411	17,5240	23,37	28 Lopes, Fernando

REVOLVER (STANDARD) -- Overall Stage Results

Campeonato Regional Sul IPSC - Tavira 2009

Printed Maio 18, 2009 at 1:53



Stage 1 -- Pista 1

	PTS	TIME	HIT FACTOR	STAGE POINTS	STAGE PERCENT	COMPETITOR # Name
1	63	22,96	2,7439	75,0000	100,00	8 Fernandes, Paulo
2	71	31,09	2,2837	62,4209	83,23	10 Santos, Paulo
3	75	35,27	2,1265	58,1231	77,50	100 Whitfield, Justin
4	75	37,05	2,0243	55,3306	73,77	49 Silva, Orlando
5	55	29,39	1,8714	51,1512	68,20	118 Baiao, Antonio
6	69	45,54	1,5152	41,4141	55,22	120 Vaz, Jose
7	66	81,44	0,8104	22,1513	29,54	58 Antonio, Joaquim

OPEN -- Overall Stage Results
Campeonato Regional Sul IPSC - Tavira 2009

Printed Maio 18, 2009 at 1:53



Stage 2 -- Pista 2

	PTS	TIME	HIT FACTOR	STAGE POINTS	STAGE PERCENT	COMPETITOR # Name
1	45	9,67	4,6536	45,0000	100,00	79 Gaspar, Abel
2	45	10,45	4,3062	41,6411	92,54	80 Teixeira, Carlos
3	45	10,53	4,2735	41,3248	91,83	9 Monteiro, Emerico
4	45	10,88	4,1360	39,9954	88,88	90 Pinto, Joao
5	45	12,40	3,6290	35,0927	77,98	1 Diogo, Nuno
6	45	15,04	2,9920	28,9328	64,30	46 Silva, Nelson
7	45	15,25	2,9508	28,5344	63,41	2 Dias, Jaime
8	45	15,74	2,8590	27,6461	61,44	89 Lamy, Ricardo
9	45	15,99	2,8143	27,2139	60,48	87 Lamy, JMiguel
10	45	16,54	2,7207	26,3089	58,46	3 Costa, JoseF
11	45	17,36	2,5922	25,0662	55,70	95 Simoes, Hugo
12	45	18,50	2,4324	23,5216	52,27	4 Pego, Jose
13	45	25,24	1,7829	17,2405	38,31	88 Lamy, Joao
14	45	28,40	1,5845	15,3222	34,05	62 Marques, Manuel
15	45	29,16	1,5432	14,9228	33,16	103 Paiva, Jorge
16	45	29,72	1,5141	14,6417	32,54	45 Braz, Paulo
17	45	37,66	1,1949	11,5547	25,68	47 Bicho, Ricardo
18	45	45,97	0,9789	9,4660	21,04	56 Viola, Rui
19	45	62,60	0,7188	6,9513	15,45	115 Carpinteiro, Jose
20	15	53,38	0,2810	2,7173	6,04	99 Rocha, Joao
21	0	70,70	0,0000	0,0000	0,00	91 Marques, Francisco

STANDARD -- Overall Stage Results

Campeonato Regional Sul IPSC - Tavira 2009

Printed Maio 18, 2009 at 1:53



Stage 2 -- Pista 2

	PTS	TIME	HIT FACTOR	STAGE POINTS	STAGE PERCENT	COMPETITOR # Name
1	45	11,15	4,0359	45,0000	100,00	78 Silva, Manuel
2	45	11,30	3,9823	44,4027	98,67	76 Costa, Luis
3	45	12,04	3,7375	41,6736	92,61	7 Macaneiro, Jose
4	45	13,32	3,3784	37,6689	83,71	71 Braz, Rui
5	45	14,83	3,0344	33,8334	75,19	124 Lencastre, Luis
6	45	15,36	2,9297	32,6660	72,59	97 Dias, Luis
7	45	16,41	2,7422	30,5759	67,95	29 Nunes, Antonio
8	45	18,41	2,4443	27,2542	60,56	31 Correia, Paulo
9	45	18,72	2,4038	26,8029	59,56	67 Albuquerque, Fernando
10	45	21,17	2,1256	23,7010	52,67	32 Domingos, Fernando
11	45	21,50	2,0930	23,3372	51,86	19 Botas, Carlos
12	45	21,57	2,0862	23,2615	51,69	94 Lima, Herlander
13	45	22,10	2,0362	22,7036	50,45	5 Faria, Jorge
14	45	22,77	1,9763	22,0356	48,97	57 Valente, Carlos
15	45	23,46	1,9182	21,3875	47,53	64 Guilherme, Helder
16	45	24,27	1,8541	20,6737	45,94	98 Manha, Pedro
17	30	16,69	1,7975	20,0419	44,54	12 Rebelo, Jose
18	45	27,01	1,6660	18,5765	41,28	108 Nogueira, Luis
19	45	29,79	1,5106	16,8429	37,43	83 Caldeira, Antonio
20	45	31,48	1,4295	15,9387	35,42	63 Costa, Alberto
21	45	32,04	1,4045	15,6601	34,80	38 Velez, Carlos
22	45	32,26	1,3949	15,5533	34,56	106 Ferreira, Porfirio
23	45	32,68	1,3770	15,3534	34,12	18 Nortadas, Joao
24	45	38,88	1,1574	12,9051	28,68	70 Blanco, Rui
25	45	39,15	1,1494	12,8161	28,48	74 Claro, Pedro
26	45	39,31	1,1447	12,7639	28,36	37 Duarte, Helder
27	45	41,41	1,0867	12,1166	26,93	122 Gabriel, Paulo
28	45	41,56	1,0828	12,0729	26,83	50 Paixao, Alexandre
29	45	43,17	1,0424	11,6227	25,83	93 Simoes, Fernanda
30	45	47,03	0,9568	10,6687	23,71	127 Moita, Joao
31	45	47,09	0,9556	10,6551	23,68	104 Jorge, Jose
32	45	48,04	0,9367	10,4444	23,21	68 Fernandes, Fernando
33	45	48,85	0,9212	10,2712	22,82	60 Santos, Jose
34	45	49,46	0,9098	10,1446	22,54	11 Lourena, Vasco
35	30	33,10	0,9063	10,1057	22,46	40 Mendes, Jose
36	45	50,10	0,8982	10,0150	22,26	35 Martins, Antonio
37	45	58,51	0,7691	8,5755	19,06	96 Fernandes, Sonia
38	45	61,69	0,7295	8,1334	18,07	20 Julio, Joaquim
39	45	67,59	0,6658	7,4234	16,50	53 Pinguinha, Cristina
40	45	73,62	0,6112	6,8154	15,15	92 Castro, Tito
41	30	50,50	0,5941	6,6238	14,72	36 Mourao, Antonio
42	30	53,67	0,5590	6,2325	13,85	84 Marques, Joao
43	30	58,65	0,5115	5,7033	12,67	69 Dourado, Marco
44	30	64,33	0,4663	5,1998	11,56	121 Marques, Jose
45	45	138,82	0,3242	3,6144	8,03	30 Gomes, Jorge
46	15	48,17	0,3114	3,4721	7,72	102 Magalhaes, Manuel

STANDARD -- Overall Stage Results
Campeonato Regional Sul IPSC - Tavira 2009

Printed Maio 18, 2009 at 1:53



Stage 2 -- Pista 2

	PTS	TIME	HIT FACTOR	STAGE POINTS	STAGE PERCENT	COMPETITOR # Name
47	15	61,22	0,2450	2,7320	6,07	85 Lebre, Eugenia
48	0	0,00	0,0000	0,0000	0,00	110 Dias, Maria
49	0	66,61	0,0000	0,0000	0,00	86 Santos, Malvina
50	0	51,88	0,0000	0,0000	0,00	77 Pereira, Armando
51	0	41,08	0,0000	0,0000	0,00	119 Antonio, Tito
52	0	53,24	0,0000	0,0000	0,00	116 O'Neill, Hugo
53	0	0,00	0,0000	0,0000	0,00	109 Teixeira, Emidio
54	0	0,00	0,0000	0,0000	0,00	54 Coelho, Luis
55	0	0,00	0,0000	0,0000	0,00	15 Pereira, Luis
56	0	0,00	0,0000	0,0000	0,00	34 Valente, Jose
57	0	0,00	0,0000	0,0000	0,00	21 Monteiro, David
58	0	0,00	0,0000	0,0000	0,00	22 Fernandes, Rui
59	0	0,00	0,0000	0,0000	0,00	14 Guedes, Suzana
60	0	0,00	0,0000	0,0000	0,00	17 Sousa, Joao
61	0	60,16	0,0000	0,0000	0,00	126 Martins, Luis
62	0	62,38	0,0000	0,0000	0,00	39 Martins, Carlos
63	0	0,00	0,0000	0,0000	0,00	41 Rodrigues, Antonio
64	0	0,00	0,0000	0,0000	0,00	42 Ferreira, Eduardo
65	0	0,00	0,0000	0,0000	0,00	43 Simoes, Jorge

PRODUCTION -- Overall Stage Results
Campeonato Regional Sul IPSC - Tavira 2009

Printed Maio 18, 2009 at 1:53



Stage 2 -- Pista 2

	PTS	TIME	HIT FACTOR	STAGE POINTS	STAGE PERCENT	COMPETITOR # Name
1	45	10,09	4,4599	45,0000	100,00	82 Santos, Joao
2	45	26,01	1,7301	17,4567	38,79	123 Cruz, Carlos
3	45	33,80	1,3314	13,4334	29,85	52 Jorge, Jose
4	45	35,48	1,2683	12,7973	28,44	125 Alegre, Paulo
5	45	38,11	1,1808	11,9142	26,48	101 Mota, Pedro
6	0	0,00	0,0000	0,0000	0,00	16 Delgado, Sandra
7	0	0,00	0,0000	0,0000	0,00	23 silva, fernando

MODIFIED -- Overall Stage Results
Campeonato Regional Sul IPSC - Tavira 2009

Printed Maio 18, 2009 at 1:53



Stage 2 -- Pista 2

	PTS	TIME	HIT FACTOR	STAGE POINTS	STAGE PERCENT	COMPETITOR # Name
1	45	9,70	4,6392	45,0000	100,00	105 Ramos, Antonio
2	45	13,73	3,2775	31,7917	70,65	72 Reis, Francisco
3	45	15,75	2,8571	27,7143	61,59	73 Leitao, Orlando
4	45	16,17	2,7829	26,9944	59,99	33 Mina, Antonio
5	45	16,78	2,6818	26,0131	57,81	59 Fialho, Domingos
6	45	17,60	2,5568	24,8011	55,11	75 Gil, Carlos
7	45	21,17	2,1256	20,6188	45,82	111 Cordeiro, Edgar
8	45	21,37	2,1058	20,4258	45,39	107 Azinheira, Paulo
9	45	24,63	1,8270	17,7223	39,38	44 Rodrigues, Fernando
10	45	26,09	1,7248	16,7305	37,18	66 Guimaraes, Jose
11	45	27,08	1,6617	16,1189	35,82	65 Gomes, Pedro
12	45	28,21	1,5952	15,4732	34,38	48 Canha, Antonio
13	45	29,43	1,5291	14,8318	32,96	61 Joaquim, Joao
14	45	30,36	1,4822	14,3775	31,95	113 Fernandes, Henrique
15	45	34,46	1,3059	12,6669	28,15	26 Ferreira, Bryan
16	45	38,82	1,1592	11,2442	24,99	112 Ramalho, Vitor
17	45	39,06	1,1521	11,1751	24,83	28 Lopes, Fernando
18	45	39,64	1,1352	11,0116	24,47	81 Simoes, Carlos
19	45	42,75	1,0526	10,2105	22,69	24 Arrojado, Nuno
20	45	42,96	1,0475	10,1606	22,58	6 Alvelos, Jorge
21	45	45,20	0,9956	9,6571	21,46	117 Branco, Baltazar
22	45	48,56	0,9267	8,9889	19,98	27 Pereira, Joao
23	45	51,87	0,8676	8,4153	18,70	114 Santos, Jose
24	15	68,46	0,2191	2,1253	4,72	25 Leitao, Vasco
25	15	76,59	0,1958	1,8997	4,22	55 Jesus, Fernando
26	0	0,00	0,0000	0,0000	0,00	13 Jardim, Joao

REVOLVER (STANDARD) -- Overall Stage Results

Campeonato Regional Sul IPSC - Tavira 2009

Printed Maio 18, 2009 at 1:53



Stage 2 -- Pista 2

	PTS	TIME	HIT FACTOR	STAGE POINTS	STAGE PERCENT	COMPETITOR # Name
1	45	28,83	1,5609	45,0000	100,00	10 Santos, Paulo
2	45	32,87	1,3690	39,4691	87,71	120 Vaz, Jose
3	45	36,69	1,2265	35,3598	78,58	100 Whitfield, Justin
4	45	42,35	1,0626	30,6340	68,08	49 Silva, Orlando
5	30	41,83	0,7172	20,6765	45,95	8 Fernandes, Paulo
6	30	45,20	0,6637	19,1350	42,52	118 Baiao, Antonio
7	0	117,28	0,0000	0,0000	0,00	58 Antonio, Joaquim

OPEN -- Overall Stage Results
Campeonato Regional Sul IPSC - Tavira 2009

Printed Maio 18, 2009 at 1:53



Stage 3 -- Pista 3

	PTS	TIME	HIT FACTOR	STAGE POINTS	STAGE PERCENT	COMPETITOR # Name
1	74	11,07	6,6847	80,0000	100,00	79 Gaspar, Abel
2	69	11,83	5,8326	69,8024	87,25	80 Teixeira, Carlos
3	75	13,36	5,6138	67,1832	83,98	2 Dias, Jaime
4	77	13,74	5,6041	67,0672	83,83	90 Pinto, Joao
5	77	14,35	5,3659	64,2162	80,27	89 Lamy, Ricardo
6	76	15,69	4,8438	57,9691	72,46	1 Diogo, Nuno
7	70	16,11	4,3451	52,0006	65,00	4 Pego, Jose
8	79	19,36	4,0806	48,8346	61,04	3 Costa, JoseF
9	72	18,03	3,9933	47,7906	59,74	9 Monteiro, Emerico
10	62	16,29	3,8060	45,5488	56,94	62 Marques, Manuel
11	72	21,43	3,3598	40,2084	50,26	46 Silva, Nelson
12	70	20,99	3,3349	39,9109	49,89	45 Braz, Paulo
13	75	26,78	2,8006	33,5163	41,90	88 Lamy, Joao
14	76	27,43	2,7707	33,1584	41,45	87 Lamy, JMiguel
15	76	29,31	2,5930	31,0316	38,79	103 Paiva, Jorge
16	72	33,57	2,1448	25,6677	32,08	115 Carpinteiro, Jose
17	74	34,80	2,1264	25,4483	31,81	95 Simoes, Hugo
18	62	30,25	2,0496	24,5286	30,66	56 Viola, Rui
19	36	18,35	1,9619	23,4786	29,35	91 Marques, Francisco
20	58	44,79	1,2949	15,4972	19,37	99 Rocha, Joao
21	17	20,79	0,8177	9,7859	12,23	47 Bicho, Ricardo

STANDARD -- Overall Stage Results

Campeonato Regional Sul IPSC - Tavira 2009

Printed Maio 18, 2009 at 1:53



Stage 3 -- Pista 3

	PTS	TIME	HIT FACTOR	STAGE POINTS	STAGE PERCENT	COMPETITOR # Name
1	68	10,57	6,4333	80,0000	100,00	76 Costa, Luis
2	75	11,71	6,4048	79,6454	99,56	78 Silva, Manuel
3	79	14,25	5,5439	68,9395	86,17	50 Paixao, Alexandre
4	76	14,08	5,3977	67,1223	83,90	71 Braz, Rui
5	78	14,53	5,3682	66,7552	83,44	31 Correia, Paulo
6	77	16,50	4,6667	58,0314	72,54	7 Macaneiro, Jose
7	68	16,61	4,0939	50,9091	63,64	94 Lima, Herlander
8	54	13,60	3,9706	49,3754	61,72	12 Rebelo, Jose
9	64	17,31	3,6973	45,9768	57,47	32 Domingos, Fernando
10	60	17,69	3,3917	42,1774	52,72	5 Faria, Jorge
11	60	19,32	3,1056	38,6189	48,27	106 Ferreira, Porfirio
12	68	21,97	3,0951	38,4888	48,11	60 Santos, Jose
13	70	23,75	2,9474	36,6514	45,81	35 Martins, Antonio
14	70	24,28	2,8830	35,8513	44,81	11 Lourena, Vasco
15	41	14,27	2,8732	35,7286	44,66	63 Costa, Alberto
16	72	25,23	2,8537	35,4872	44,36	97 Dias, Luis
17	75	27,25	2,7523	34,2256	42,78	37 Duarte, Helder
18	45	16,58	2,7141	33,7508	42,19	36 Mourao, Antonio
19	64	24,50	2,6122	32,4840	40,61	64 Guilherme, Helder
20	66	25,29	2,6097	32,4527	40,57	69 Dourado, Marco
21	78	30,17	2,5853	32,1496	40,19	74 Claro, Pedro
22	58	22,46	2,5824	32,1125	40,14	40 Mendes, Jose
23	56	21,71	2,5795	32,0763	40,10	18 Nortadas, Joao
24	51	21,65	2,3557	29,2933	36,62	102 Magalhaes, Manuel
25	54	23,07	2,3407	29,1073	36,38	85 Lebre, Eugenia
26	60	26,49	2,2650	28,1660	35,21	38 Velez, Carlos
27	62	28,64	2,1648	26,9200	33,65	53 Pinguinha, Cristina
28	60	28,10	2,1352	26,5522	33,19	122 Gabriel, Paulo
29	39	18,31	2,1300	26,4870	33,11	124 Lencastre, Luis
30	64	31,03	2,0625	25,6480	32,06	70 Blanco, Rui
31	31	15,44	2,0078	24,9672	31,21	83 Caldeira, Antonio
32	70	37,29	1,8772	23,3433	29,18	30 Gomes, Jorge
33	60	32,55	1,8433	22,9222	28,65	92 Castro, Tito
34	41	24,15	1,6977	21,1117	26,39	68 Fernandes, Fernando
35	56	34,42	1,6270	20,2317	25,29	86 Santos, Malvina
36	51	33,04	1,5436	19,1949	23,99	98 Manha, Pedro
37	76	49,48	1,5360	19,1003	23,88	127 Moita, Joao
38	47	31,05	1,5137	18,8232	23,53	108 Nogueira, Luis
39	39	30,74	1,2687	15,7767	19,72	29 Nunes, Antonio
40	47	38,89	1,2085	15,0285	18,79	57 Valente, Carlos
41	26	21,95	1,1845	14,7297	18,41	19 Botas, Carlos
42	42	35,97	1,1676	14,5199	18,15	77 Pereira, Armando
43	28	29,06	0,9635	11,9817	14,98	104 Jorge, Jose
44	46	62,51	0,7359	9,1509	11,44	119 Antonio, Tito
45	22	36,13	0,6089	7,5720	9,47	20 Julio, Joaquim
46	19	33,07	0,5745	7,1446	8,93	67 Albuquerque, Fernando

STANDARD -- Overall Stage Results
Campeonato Regional Sul IPSC - Tavira 2009

Printed Maio 18, 2009 at 1:53




Stage 3 -- Pista 3

	PTS	TIME	HIT FACTOR	STAGE POINTS	STAGE PERCENT	COMPETITOR # Name
47	18	41,48	0,4339	5,3962	6,75	93 Simoes, Fernanda
48	13	43,13	0,3014	3,7482	4,69	121 Marques, Jose
49	17	69,34	0,2452	3,0487	3,81	96 Fernandes, Sonia
50	0	19,77	0,0000	0,0000	0,00	84 Marques, Joao
51	0	0,00	0,0000	0,0000	0,00	109 Teixeira, Emidio
52	0	0,00	0,0000	0,0000	0,00	110 Dias, Maria
53	0	34,43	0,0000	0,0000	0,00	116 ONeill, Hugo
54	0	0,00	0,0000	0,0000	0,00	22 Fernandes, Rui
55	0	29,66	0,0000	0,0000	0,00	126 Martins, Luis
56	0	0,00	0,0000	0,0000	0,00	14 Guedes, Suzana
57	0	0,00	0,0000	0,0000	0,00	15 Pereira, Luis
58	0	0,00	0,0000	0,0000	0,00	17 Sousa, Joao
59	0	0,00	0,0000	0,0000	0,00	21 Monteiro, David
60	0	0,00	0,0000	0,0000	0,00	41 Rodrigues, Antonio
61	0	47,74	0,0000	0,0000	0,00	39 Martins, Carlos
62	0	0,00	0,0000	0,0000	0,00	42 Ferreira, Eduardo
63	0	0,00	0,0000	0,0000	0,00	43 Simoes, Jorge
64	0	0,00	0,0000	0,0000	0,00	54 Coelho, Luis

PRODUCTION -- Overall Stage Results
Campeonato Regional Sul IPSC - Tavira 2009

Printed Maio 18, 2009 at 1:53



Stage 3 -- Pista 3

	PTS	TIME	HIT FACTOR	STAGE POINTS	STAGE PERCENT	COMPETITOR # Name
1	56	13,08	4,2813	80,0000	100,00	82 Santos, Joao
2	66	15,94	4,1405	77,3687	96,71	125 Alegre, Paulo
3	74	23,36	3,1678	59,1928	73,99	123 Cruz, Carlos
4	58	25,53	2,2718	42,4509	53,06	101 Mota, Pedro
5	60	37,24	1,6112	30,1059	37,63	52 Jorge, Jose
6	0	0,00	0,0000	0,0000	0,00	23 silva, fernando
7	0	0,00	0,0000	0,0000	0,00	16 Delgado, Sandra

MODIFIED -- Overall Stage Results
Campeonato Regional Sul IPSC - Tavira 2009

Printed Maio 18, 2009 at 1:53




Stage 3 -- Pista 3

	PTS	TIME	HIT FACTOR	STAGE POINTS	STAGE PERCENT	COMPETITOR # Name
1	66	14,38	4,5897	80,0000	100,00	113 Fernandes, Henrique
2	74	16,74	4,4205	77,0515	96,31	59 Fialho, Domingos
3	76	18,72	4,0598	70,7641	88,46	107 Azinheira, Paulo
4	70	19,91	3,5158	61,2818	76,60	66 Guimaraes, Jose
5	72	20,98	3,4318	59,8180	74,77	27 Pereira, Joao
6	68	20,80	3,2692	56,9837	71,23	26 Ferreira, Bryan
7	59	19,14	3,0825	53,7298	67,16	6 Alvelos, Jorge
8	55	17,86	3,0795	53,6768	67,10	112 Ramalho, Vitor
9	58	19,56	2,9652	51,6850	64,61	117 Branco, Baltazar
10	64	22,20	2,8829	50,2495	62,81	28 Lopes, Fernando
11	51	17,82	2,8620	49,8847	62,36	81 Simoes, Carlos
12	60	21,43	2,7998	48,8016	61,00	25 Leitao, Vasco
13	45	16,62	2,7076	47,1940	58,99	111 Cordeiro, Edgar
14	62	22,99	2,6968	47,0065	58,76	75 Gil, Carlos
15	66	29,32	2,2510	39,2360	49,05	44 Rodrigues, Fernando
16	43	25,32	1,6983	29,6012	37,00	65 Gomes, Pedro
17	60	35,43	1,6935	29,5179	36,90	105 Ramos, Antonio
18	65	43,12	1,5074	26,2748	32,84	114 Santos, Jose
19	22	18,25	1,2055	21,0119	26,26	61 Joaquim, Joao
20	15	13,88	1,0807	18,8368	23,55	73 Leitao, Orlando
21	36	34,04	1,0576	18,4339	23,04	55 Jesus, Fernando
22	15	14,31	1,0482	18,2708	22,84	72 Reis, Francisco
23	33	39,06	0,8449	14,7261	18,41	33 Mina, Antonio
24	0	16,35	0,0000	0,0000	0,00	48 Canha, Antonio
25	0	17,03	0,0000	0,0000	0,00	24 Arrojado, Nuno
26	0	0,00	0,0000	0,0000	0,00	13 Jardim, Joao

REVOLVER (STANDARD) -- Overall Stage Results

Campeonato Regional Sul IPSC - Tavira 2009

Printed Maio 18, 2009 at 1:53



Stage 3 -- Pista 3

	PTS	TIME	HIT FACTOR	STAGE POINTS	STAGE PERCENT	COMPETITOR # Name
1	56	25,59	2,1884	80,0000	100,00	8 Fernandes, Paulo
2	77	41,09	1,8739	68,5057	85,63	49 Silva, Orlando
3	72	40,70	1,7690	64,6711	80,84	100 Whitfield, Justin
4	64	36,54	1,7515	64,0300	80,04	118 Baiao, Antonio
5	65	46,53	1,3969	51,0684	63,84	120 Vaz, Jose
6	37	27,06	1,3673	49,9857	62,48	10 Santos, Paulo
7	69	54,54	1,2651	46,2494	57,81	58 Antonio, Joaquim

OPEN -- Overall Stage Results
Campeonato Regional Sul IPSC - Tavira 2009

Printed Maio 18, 2009 at 1:53



Stage 4 -- Pista 4

	PTS	TIME	HIT FACTOR	STAGE POINTS	STAGE PERCENT	COMPETITOR # Name
1	152	15,16	10,0264	155,0000	100,00	79 Gaspar, Abel
2	146	15,42	9,4682	146,3712	94,43	80 Teixeira, Carlos
3	145	16,67	8,6983	134,4682	86,75	90 Pinto, Joao
4	148	18,62	7,9484	122,8766	79,28	2 Dias, Jaime
5	146	20,25	7,2099	111,4590	71,91	89 Lamy, Ricardo
6	144	20,30	7,0936	109,6614	70,75	1 Diogo, Nuno
7	153	22,22	6,8857	106,4473	68,68	3 Costa, JoseF
8	145	22,91	6,3291	97,8431	63,12	87 Lamy, JMiguel
9	141	22,68	6,2169	96,1088	62,01	88 Lamy, Joao
10	134	25,92	5,1698	79,9203	51,56	9 Monteiro, Emerico
11	137	26,97	5,0797	78,5284	50,66	47 Bicho, Ricardo
12	131	27,72	4,7258	73,0576	47,13	56 Viola, Rui
13	125	28,20	4,4326	68,5249	44,21	91 Marques, Francisco
14	145	32,75	4,4275	68,4454	44,16	95 Simoes, Hugo
15	148	39,57	3,7402	57,8206	37,30	99 Rocha, Joao
16	137	37,89	3,6157	55,8963	36,06	4 Pego, Jose
17	111	30,98	3,5830	55,3897	35,74	62 Marques, Manuel
18	131	38,42	3,4097	52,7110	34,01	103 Paiva, Jorge
19	123	42,30	2,9078	44,9523	29,00	115 Carpinteiro, Jose
20	57	26,26	2,1706	33,5558	21,65	46 Silva, Nelson
21	0	0,00	0,0000	0,0000	0,00	45 Braz, Paulo

STANDARD -- Overall Stage Results

Campeonato Regional Sul IPSC - Tavira 2009

Printed Maio 18, 2009 at 1:53



Stage 4 -- Pista 4

	PTS	TIME	HIT FACTOR	STAGE POINTS	STAGE PERCENT	COMPETITOR # Name
1	152	13,70	11,0949	155,0000	100,00	78 Silva, Manuel
2	125	13,11	9,5347	133,2036	85,94	76 Costa, Luis
3	146	16,01	9,1193	127,4002	82,19	31 Correia, Paulo
4	137	16,49	8,3081	116,0670	74,88	71 Braz, Rui
5	154	19,00	8,1053	113,2337	73,05	7 Macaneiro, Jose
6	133	18,75	7,0933	99,0967	63,93	106 Ferreira, Porfirio
7	137	21,88	6,2614	87,4746	56,44	12 Rebelo, Jose
8	149	23,95	6,2213	86,9139	56,07	122 Gabriel, Paulo
9	127	20,48	6,2012	86,6328	55,89	94 Lima, Herlander
10	148	24,65	6,0041	83,8790	54,12	97 Dias, Luis
11	139	26,04	5,3379	74,5732	48,11	19 Botas, Carlos
12	127	24,75	5,1313	71,6865	46,25	83 Caldeira, Antonio
13	143	28,37	5,0405	70,4183	45,43	18 Nortadas, Joao
14	137	27,84	4,9210	68,7480	44,35	98 Manha, Pedro
15	127	26,12	4,8622	67,9265	43,82	63 Costa, Alberto
16	133	27,99	4,7517	66,3831	42,83	50 Paixao, Alexandre
17	145	30,82	4,7047	65,7270	42,40	70 Branco, Rui
18	127	28,35	4,4797	62,5834	40,38	121 Marques, Jose
19	125	28,50	4,3860	61,2737	39,53	36 Mourao, Antonio
20	155	35,43	4,3748	61,1180	39,43	60 Santos, Jose
21	119	27,36	4,3494	60,7630	39,20	102 Magalhaes, Manuel
22	107	26,33	4,0638	56,7730	36,63	124 Lencastre, Luis
23	151	38,24	3,9487	55,1655	35,59	67 Albuquerque, Fernando
24	129	34,30	3,7609	52,5417	33,90	37 Duarte, Helder
25	129	34,44	3,7456	52,3281	33,76	86 Santos, Malvina
26	143	38,21	3,7425	52,2839	33,73	64 Guilherme, Helder
27	117	32,36	3,6156	50,5110	32,59	68 Fernandes, Fernando
28	145	40,77	3,5565	49,6862	32,06	74 Claro, Pedro
29	129	36,47	3,5372	49,4154	31,88	38 Velez, Carlos
30	124	36,46	3,4010	47,5131	30,65	69 Dourado, Marco
31	139	41,56	3,3446	46,7249	30,15	93 Simoes, Fernanda
32	108	33,47	3,2268	45,0793	29,08	40 Mendes, Jose
33	143	44,49	3,2142	44,9037	28,97	20 Julio, Joaquim
34	127	42,32	3,0009	41,9244	27,05	77 Pereira, Armando
35	131	44,73	2,9287	40,9149	26,40	116 O'Neill, Hugo
36	147	51,59	2,8494	39,8071	25,68	29 Nunes, Antonio
37	119	42,79	2,7810	38,8520	25,07	104 Jorge, Jose
38	110	40,97	2,6849	37,5090	24,20	32 Domingos, Fernando
39	121	46,50	2,6022	36,3531	23,45	11 Lourena, Vasco
40	109	42,68	2,5539	35,6788	23,02	85 Lebre, Eugenia
41	89	34,90	2,5501	35,6265	22,98	84 Marques, Joao
42	133	53,20	2,5000	34,9260	22,53	126 Martins, Luis
43	119	48,10	2,4740	34,5629	22,30	96 Fernandes, Sonia
44	94	38,35	2,4511	34,2429	22,09	43 Simoes, Jorge
45	143	58,65	2,4382	34,0625	21,98	35 Martins, Antonio
46	120	50,08	2,3962	33,4754	21,60	119 Antonio, Tito

STANDARD -- Overall Stage Results
Campeonato Regional Sul IPSC - Tavira 2009

Printed Maio 18, 2009 at 1:53



Stage 4 -- Pista 4

	PTS	TIME	HIT FACTOR	STAGE POINTS	STAGE PERCENT	COMPETITOR # Name
47	153	65,75	2,3270	32,5091	20,97	92 Castro, Tito
48	141	64,57	2,1837	30,5068	19,68	57 Valente, Carlos
49	107	49,60	2,1573	30,1377	19,44	108 Nogueira, Luis
50	139	65,68	2,1163	29,5658	19,07	30 Gomes, Jorge
51	105	50,69	2,0714	28,9385	18,67	53 Pinguinha, Cristina
52	155	82,78	1,8724	26,1586	16,88	127 Moita, Joao
53	111	69,04	1,6078	22,4611	14,49	39 Martins, Carlos
54	0	0,00	0,0000	0,0000	0,00	34 Valente, Jose
55	0	0,00	0,0000	0,0000	0,00	110 Dias, Maria
56	0	0,00	0,0000	0,0000	0,00	22 Fernandes, Rui
57	0	0,00	0,0000	0,0000	0,00	14 Guedes, Suzana
58	0	0,00	0,0000	0,0000	0,00	15 Pereira, Luis
59	0	44,05	0,0000	0,0000	0,00	5 Faria, Jorge
60	0	0,00	0,0000	0,0000	0,00	109 Teixeira, Emidio
61	0	0,00	0,0000	0,0000	0,00	54 Coelho, Luis
62	0	0,00	0,0000	0,0000	0,00	17 Sousa, Joao
63	0	0,00	0,0000	0,0000	0,00	21 Monteiro, David

PRODUCTION -- Overall Stage Results
Campeonato Regional Sul IPSC - Tavira 2009

Printed Maio 18, 2009 at 1:53



Stage 4 -- Pista 4

	PTS	TIME	HIT FACTOR	STAGE POINTS	STAGE PERCENT	COMPETITOR # Name
1	131	18,87	6,9422	155,0000	100,00	82 Santos, Joao
2	119	23,78	5,0042	111,7294	72,08	101 Mota, Pedro
3	137	27,85	4,9192	109,8317	70,86	125 Alegre, Paulo
4	139	29,63	4,6912	104,7407	67,57	123 Cruz, Carlos
5	133	35,27	3,7709	84,1935	54,32	52 Jorge, Jose
6	0	0,00	0,0000	0,0000	0,00	23 silva, fernando
7	0	0,00	0,0000	0,0000	0,00	16 Delgado, Sandra

MODIFIED -- Overall Stage Results
Campeonato Regional Sul IPSC - Tavira 2009

Printed Maio 18, 2009 at 1:53



Stage 4 -- Pista 4

	PTS	TIME	HIT FACTOR	STAGE POINTS	STAGE PERCENT	COMPETITOR # Name
1	145	21,23	6,8300	155,0000	100,00	113 Fernandes, Henrique
2	148	22,13	6,6878	151,7728	97,92	105 Ramos, Antonio
3	121	18,66	6,4845	147,1592	94,94	73 Leitao, Orlando
4	127	20,09	6,3216	143,4622	92,56	72 Reis, Francisco
5	148	23,60	6,2712	142,3192	91,82	107 Azinheira, Paulo
6	116	19,30	6,0104	136,4000	88,00	81 Simoes, Carlos
7	123	21,45	5,7343	130,1342	83,96	24 Arrojado, Nuno
8	151	29,38	5,1396	116,6377	75,25	59 Fialho, Domingos
9	122	24,23	5,0351	114,2668	73,72	66 Guimaraes, Jose
10	131	27,44	4,7741	108,3430	69,90	112 Ramalho, Vitor
11	115	25,03	4,5945	104,2679	67,27	117 Branco, Baltazar
12	131	28,60	4,5804	103,9487	67,06	25 Leitao, Vasco
13	146	32,61	4,4772	101,6052	65,55	6 Alvelos, Jorge
14	149	36,32	4,1024	93,1009	60,07	26 Ferreira, Bryan
15	116	31,34	3,7013	83,9987	54,19	111 Cordeiro, Edgar
16	121	34,26	3,5318	80,1515	51,71	48 Canha, Antonio
17	137	39,35	3,4816	79,0114	50,98	28 Lopes, Fernando
18	147	42,66	3,4459	78,2006	50,45	44 Rodrigues, Fernando
19	133	39,70	3,3501	76,0282	49,05	75 Gil, Carlos
20	147	44,53	3,3011	74,9166	48,33	27 Pereira, Joao
21	90	30,32	2,9683	67,3639	43,46	65 Gomes, Pedro
22	112	39,62	2,8269	64,1530	41,39	114 Santos, Jose
23	135	51,81	2,6057	59,1335	38,15	33 Mina, Antonio
24	125	86,50	1,4451	32,7950	21,16	55 Jesus, Fernado
25	38	27,74	1,3699	31,0879	20,06	61 Joaquim, Joao
26	0	0,00	0,0000	0,0000	0,00	13 Jardim, Joao

REVOLVER (STANDARD) -- Overall Stage Results

Campeonato Regional Sul IPSC - Tavira 2009

Printed Maio 18, 2009 at 1:53



Stage 4 -- Pista 4

	PTS	TIME	HIT FACTOR	STAGE POINTS	STAGE PERCENT	COMPETITOR # Name
1	150	42,89	3,4973	155,0000	100,00	10 Santos, Paulo
2	147	51,29	2,8661	127,0226	81,95	8 Fernandes, Paulo
3	141	49,27	2,8618	126,8332	81,83	120 Vaz, Jose
4	144	57,12	2,5210	111,7303	72,08	118 Baiao, Antonio
5	152	62,53	2,4308	107,7337	69,51	49 Silva, Orlando
6	147	63,10	2,3296	103,2487	66,61	100 Whitfield, Justin
7	131	96,14	1,3626	60,3898	38,96	58 Antonio, Joaquim

OPEN -- Overall Stage Results
Campeonato Regional Sul IPSC - Tavira 2009

Printed Maio 18, 2009 at 1:53



Stage 5 -- Pista 5

	PTS	TIME	HIT FACTOR	STAGE POINTS	STAGE PERCENT	COMPETITOR # Name
1	156	25,52	6,1129	160,0000	100,00	79 Gaspar, Abel
2	145	25,13	5,7700	151,0260	94,39	90 Pinto, Joao
3	131	24,86	5,2695	137,9260	86,20	80 Teixeira, Carlos
4	154	30,42	5,0625	132,5066	82,82	89 Lamy, Ricardo
5	147	30,20	4,8675	127,4050	79,63	1 Diogo, Nuno
6	151	31,65	4,7709	124,8761	78,05	2 Dias, Jaime
7	142	30,16	4,7082	123,2347	77,02	9 Monteiro, Emerico
8	152	32,42	4,6885	122,7175	76,70	3 Costa, JoseF
9	119	33,11	3,5941	94,0728	58,80	46 Silva, Nelson
10	133	42,25	3,1479	82,3950	51,50	47 Bicho, Ricardo
11	107	34,94	3,0624	80,1562	50,10	95 Simoes, Hugo
12	143	54,96	2,6019	68,1029	42,56	87 Lamy, JMiguel
13	136	52,72	2,5797	67,5211	42,20	4 Pego, Jose
14	100	40,02	2,4988	65,4032	40,88	88 Lamy, Joao
15	125	51,88	2,4094	63,0647	39,42	45 Braz, Paulo
16	126	52,90	2,3819	62,3435	38,96	103 Paiva, Jorge
17	146	63,07	2,3149	60,5907	37,87	99 Rocha, Joao
18	110	50,86	2,1628	56,6099	35,38	56 Viola, Rui
19	135	70,64	1,9111	50,0218	31,26	115 Carpinteiro, Jose
20	88	48,41	1,8178	47,5799	29,74	62 Marques, Manuel
21	15	52,82	0,2840	7,4331	4,65	91 Marques, Francisco

STANDARD -- Overall Stage Results

Campeonato Regional Sul IPSC - Tavira 2009

Printed Maio 18, 2009 at 1:53



Stage 5 -- Pista 5

	PTS	TIME	HIT FACTOR	STAGE POINTS	STAGE PERCENT	COMPETITOR # Name
1	157	26,30	5,9696	160,0000	100,00	7 Macaneiro, Jose
2	138	25,41	5,4309	145,5628	90,98	78 Silva, Manuel
3	148	32,20	4,5963	123,1918	76,99	71 Braz, Rui
4	126	28,05	4,4920	120,3965	75,25	76 Costa, Luis
5	119	29,14	4,0837	109,4545	68,41	31 Correia, Paulo
6	140	36,31	3,8557	103,3422	64,59	102 Magalhaes, Manuel
7	132	34,99	3,7725	101,1128	63,20	94 Lima, Herlander
8	148	40,12	3,6889	98,8728	61,80	98 Manha, Pedro
9	144	39,78	3,6199	97,0228	60,64	106 Ferreira, Porfirio
10	148	40,90	3,6186	96,9872	60,62	50 Paixao, Alexandre
11	140	42,84	3,2680	87,5900	54,74	12 Rebelo, Jose
12	160	50,09	3,1943	85,6141	53,51	11 Lourena, Vasco
13	123	38,79	3,1709	84,9887	53,12	70 Blanco, Rui
14	150	48,38	3,1005	83,1001	51,94	18 Nortadas, Joao
15	128	41,67	3,0718	82,3308	51,46	122 Gabriel, Paulo
16	145	47,34	3,0629	82,0948	51,31	37 Duarte, Helder
17	150	50,01	2,9994	80,3916	50,24	97 Dias, Luis
18	126	42,44	2,9689	79,5740	49,73	83 Caldeira, Antonio
19	131	46,04	2,8454	76,2627	47,66	64 Guilherme, Helder
20	102	37,38	2,7287	73,1370	45,71	19 Botas, Carlos
21	117	43,34	2,6996	72,3558	45,22	38 Velez, Carlos
22	142	54,22	2,6190	70,1948	43,87	93 Simoes, Fernanda
23	130	50,27	2,5860	69,3123	43,32	69 Dourado, Marco
24	108	42,51	2,5406	68,0940	42,56	36 Mourao, Antonio
25	121	47,93	2,5245	67,6634	42,29	32 Domingos, Fernando
26	118	50,36	2,3431	62,8018	39,25	67 Albuquerque, Fernando
27	140	59,93	2,3361	62,6123	39,13	86 Santos, Malvina
28	106	45,58	2,3256	62,3315	38,96	74 Claro, Pedro
29	142	63,03	2,2529	60,3833	37,74	126 Martins, Luis
30	117	52,85	2,2138	59,3358	37,08	84 Marques, Joao
31	107	51,50	2,0777	55,6868	34,80	63 Costa, Alberto
32	135	66,33	2,0353	54,5506	34,09	60 Santos, Jose
33	78	38,45	2,0286	54,3719	33,98	85 Lebre, Eugenia
34	142	71,71	1,9802	53,0744	33,17	92 Castro, Tito
35	127	64,45	1,9705	52,8149	33,01	20 Julio, Joaquim
36	146	74,35	1,9637	52,6318	32,89	108 Nogueira, Luis
37	123	63,24	1,9450	52,1302	32,58	53 Pinguinha, Cristina
38	106	57,26	1,8512	49,6170	31,01	96 Fernandes, Sonia
39	134	74,24	1,8050	48,3774	30,24	35 Martins, Antonio
40	134	74,88	1,7895	47,9640	29,98	29 Nunes, Antonio
41	112	62,96	1,7789	47,6792	29,80	77 Pereira, Armando
42	61	35,10	1,7379	46,5799	29,11	68 Fernandes, Fernando
43	115	66,64	1,7257	46,2529	28,91	57 Valente, Carlos
44	120	76,50	1,5686	42,0432	26,28	119 Antonio, Tito
45	61	41,13	1,4831	39,7509	24,84	40 Mendes, Jose
46	77	57,31	1,3436	36,0111	22,51	116 O'Neill, Hugo

STANDARD -- Overall Stage Results
Campeonato Regional Sul IPSC - Tavira 2009

Printed Maio 18, 2009 at 1:53



Stage 5 -- Pista 5

	PTS	TIME	HIT FACTOR	STAGE POINTS	STAGE PERCENT	COMPETITOR # Name
47	85	68,25	1,2454	33,3805	20,86	121 Marques, Jose
48	44	36,23	1,2145	32,5507	20,34	124 Lencastre, Luis
49	94	84,37	1,1141	29,8618	18,66	104 Jorge, Jose
50	109	105,35	1,0346	27,7312	17,33	30 Gomes, Jorge
51	154	150,19	1,0254	27,4825	17,18	39 Martins, Carlos
52	39	44,18	0,8828	23,6600	14,79	5 Faria, Jorge
53	0	0,00	0,0000	0,0000	0,00	41 Rodrigues, Antonio
54	0	0,00	0,0000	0,0000	0,00	17 Sousa, Joao
55	0	0,00	0,0000	0,0000	0,00	15 Pereira, Luis
56	0	0,00	0,0000	0,0000	0,00	22 Fernandes, Rui
57	0	0,00	0,0000	0,0000	0,00	109 Teixeira, Emidio
58	0	0,00	0,0000	0,0000	0,00	21 Monteiro, David
59	0	0,00	0,0000	0,0000	0,00	110 Dias, Maria
60	0	0,00	0,0000	0,0000	0,00	14 Guedes, Suzana
61	0	89,02	0,0000	0,0000	0,00	127 Moita, Joao
62	0	0,00	0,0000	0,0000	0,00	34 Valente, Jose
63	0	0,00	0,0000	0,0000	0,00	43 Simoes, Jorge
64	0	0,00	0,0000	0,0000	0,00	54 Coelho, Luis
65	0	0,00	0,0000	0,0000	0,00	42 Ferreira, Eduardo

PRODUCTION -- Overall Stage Results
Campeonato Regional Sul IPSC - Tavira 2009

Printed Maio 18, 2009 at 1:53



Stage 5 -- Pista 5

	PTS	TIME	HIT FACTOR	STAGE POINTS	STAGE PERCENT	COMPETITOR # Name
1	120	27,27	4,4004	160,0000	100,00	82 Santos, Joao
2	142	45,64	3,1113	113,1271	70,70	101 Mota, Pedro
3	138	47,53	2,9034	105,5687	65,98	52 Jorge, Jose
4	144	50,15	2,8714	104,4036	65,25	123 Cruz, Carlos
5	112	40,53	2,7634	100,4767	62,80	125 Alegre, Paulo
6	0	0,00	0,0000	0,0000	0,00	23 silva, fernando
7	0	0,00	0,0000	0,0000	0,00	16 Delgado, Sandra

MODIFIED -- Overall Stage Results
Campeonato Regional Sul IPSC - Tavira 2009

Printed Maio 18, 2009 at 1:53




Stage 5 -- Pista 5

	PTS	TIME	HIT FACTOR	STAGE POINTS	STAGE PERCENT	COMPETITOR # Name
1	146	30,85	4,7326	160,0000	100,00	113 Fernandes, Henrique
2	119	30,78	3,8661	130,7075	81,69	81 Simoes, Carlos
3	158	41,88	3,7727	127,5477	79,72	105 Ramos, Antonio
4	134	35,68	3,7556	126,9703	79,36	72 Reis, Francisco
5	138	38,60	3,5751	120,8688	75,54	112 Ramalho, Vitor
6	117	34,90	3,3524	113,3399	70,84	24 Arrojado, Nuno
7	148	44,24	3,3454	113,1016	70,69	59 Fialho, Domingos
8	125	39,27	3,1831	107,6147	67,26	117 Branco, Baltazar
9	138	45,32	3,0450	102,9465	64,34	25 Leitao, Vasco
10	130	44,77	2,9037	98,1699	61,36	107 Azinheira, Paulo
11	119	41,49	2,8682	96,9674	60,60	28 Lopes, Fernando
12	137	48,01	2,8536	96,4742	60,30	111 Cordeiro, Edgar
13	120	43,50	2,7586	93,2641	58,29	65 Gomes, Pedro
14	110	40,07	2,7452	92,8102	58,01	33 Mina, Antonio
15	117	42,73	2,7381	92,5711	57,86	6 Alvelos, Jorge
16	137	53,42	2,5646	86,7040	54,19	75 Gil, Carlos
17	136	56,20	2,4199	81,8135	51,13	48 Canha, Antonio
18	125	53,84	2,3217	78,4923	49,06	114 Santos, Jose
19	100	49,34	2,0268	68,5209	42,83	26 Ferreira, Bryan
20	58	39,32	1,4751	49,8697	31,17	66 Guimaraes, Jose
21	38	28,85	1,3172	44,5308	27,83	73 Leitao, Orlando
22	120	94,32	1,2723	43,0130	26,88	44 Rodrigues, Fernando
23	54	44,42	1,2157	41,0996	25,69	61 Joaquim, Joao
24	32	33,80	0,9467	32,0078	20,00	27 Pereira, Joao
25	0	78,94	0,0000	0,0000	0,00	55 Jesus, Fernando
26	0	0,00	0,0000	0,0000	0,00	13 Jardim, Joao

REVOLVER (STANDARD) -- Overall Stage Results

Campeonato Regional Sul IPSC - Tavira 2009

Printed Maio 18, 2009 at 1:53



Stage 5 -- Pista 5

	PTS	TIME	HIT FACTOR	STAGE POINTS	STAGE PERCENT	COMPETITOR # Name
1	147	48,75	3,0154	160,0000	100,00	10 Santos, Paulo
2	150	57,09	2,6274	139,4147	87,13	8 Fernandes, Paulo
3	148	65,18	2,2706	120,4827	75,30	120 Vaz, Jose
4	147	82,22	1,7879	94,8674	59,29	118 Baiao, Antonio
5	138	77,72	1,7756	94,2158	58,88	100 Whitfield, Justin
6	100	82,72	1,2089	64,1456	40,09	58 Antonio, Joaquim
7	78	88,78	0,8786	46,6183	29,14	49 Silva, Orlando

OPEN -- Overall Stage Results
Campeonato Regional Sul IPSC - Tavira 2009

Printed Maio 18, 2009 at 1:53



Stage 6 -- Pista 6

	PTS	TIME	HIT FACTOR	STAGE POINTS	STAGE PERCENT	COMPETITOR # Name
1	76	9,80	7,7551	80,0000	100,00	90 Pinto, Joao
2	71	10,11	7,0227	72,4452	90,56	9 Monteiro, Emerico
3	64	10,85	5,8986	60,8489	76,06	46 Silva, Nelson
4	74	13,24	5,5891	57,6562	72,07	89 Lamy, Ricardo
5	76	13,67	5,5596	57,3519	71,69	3 Costa, JoseF
6	63	13,58	4,6392	47,8568	59,82	95 Simoes, Hugo
7	58	13,05	4,4444	45,8480	57,31	2 Dias, Jaime
8	42	9,47	4,4351	45,7511	57,19	79 Gaspar, Abel
9	66	15,25	4,3279	44,6454	55,81	88 Lamy, Joao
10	66	16,47	4,0073	41,3383	51,67	45 Braz, Paulo
11	52	13,31	3,9068	40,3021	50,38	4 Pego, Jose
12	64	17,25	3,7101	38,2731	47,84	56 Viola, Rui
13	54	15,04	3,5904	37,0381	46,30	62 Marques, Manuel
14	74	23,02	3,2146	33,1611	41,45	1 Diogo, Nuno
15	68	21,59	3,1496	32,4907	40,61	87 Lamy, JMiguel
16	52	17,44	2,9817	30,7581	38,45	47 Bicho, Ricardo
17	57	19,37	2,9427	30,3562	37,95	80 Teixeira, Carlos
18	64	22,78	2,8095	28,9820	36,23	103 Paiva, Jorge
19	72	30,25	2,3802	24,5533	30,69	99 Rocha, Joao
20	44	27,79	1,5833	16,3330	20,42	115 Carpinteiro, Jose
21	14	19,95	0,7018	7,2392	9,05	91 Marques, Francisco

STANDARD -- Overall Stage Results

Campeonato Regional Sul IPSC - Tavira 2009

Printed Maio 18, 2009 at 1:53



Stage 6 -- Pista 6

	PTS	TIME	HIT FACTOR	STAGE POINTS	STAGE PERCENT	COMPETITOR # Name
1	78	10,30	7,5728	80,0000	100,00	7 Macaneiro, Jose
2	74	11,02	6,7151	70,9386	88,67	76 Costa, Luis
3	75	14,16	5,2966	55,9539	69,94	31 Correia, Paulo
4	64	13,12	4,8780	51,5322	64,42	71 Braz, Rui
5	70	16,02	4,3695	46,1602	57,70	97 Dias, Luis
6	58	13,53	4,2868	45,2859	56,61	83 Caldeira, Antonio
7	62	14,62	4,2408	44,7999	56,00	78 Silva, Manuel
8	76	17,96	4,2316	44,7033	55,88	98 Manha, Pedro
9	61	14,77	4,1300	43,6297	54,54	12 Rebelo, Jose
10	62	15,55	3,9871	42,1205	52,65	94 Lima, Herlander
11	56	14,86	3,7685	39,8109	49,76	19 Botas, Carlos
12	74	22,36	3,3095	34,9617	43,70	74 Claro, Pedro
13	39	13,06	2,9862	31,5467	39,43	50 Paixao, Alexandre
14	76	26,43	2,8755	30,3773	37,97	67 Albuquerque, Fernando
15	80	29,00	2,7586	29,1424	36,43	11 Lourena, Vasco
16	46	17,27	2,6636	28,1383	35,17	122 Gabriel, Paulo
17	48	19,14	2,5078	26,4930	33,12	38 Velez, Carlos
18	31	12,80	2,4219	25,5849	31,98	106 Ferreira, Porfirio
19	64	27,37	2,3383	24,7023	30,88	57 Valente, Carlos
20	62	26,54	2,3361	24,6788	30,85	60 Santos, Jose
21	76	34,34	2,2132	23,3801	29,23	127 Moita, Joao
22	56	25,50	2,1961	23,1996	29,00	104 Jorge, Jose
23	48	23,68	2,0270	21,4137	26,77	35 Martins, Antonio
24	74	37,51	1,9728	20,8409	26,05	37 Duarte, Helder
25	43	22,40	1,9196	20,2793	25,35	20 Julio, Joaquim
26	39	21,03	1,8545	19,5911	24,49	40 Mendes, Jose
27	50	27,05	1,8484	19,5270	24,41	108 Nogueira, Luis
28	30	16,56	1,8116	19,1379	23,92	84 Marques, Joao
29	20	11,48	1,7422	18,4044	23,01	36 Mourao, Antonio
30	58	34,57	1,6778	17,7240	22,15	29 Nunes, Antonio
31	60	40,05	1,4981	15,8264	19,78	121 Marques, Jose
32	49	34,16	1,4344	15,1534	18,94	92 Castro, Tito
33	66	46,79	1,4106	14,9013	18,63	30 Gomes, Jorge
34	25	18,32	1,3646	14,4161	18,02	70 Blanco, Rui
35	39	29,06	1,3421	14,1776	17,72	116 O'Neill, Hugo
36	52	39,88	1,3039	13,7747	17,22	96 Fernandes, Sonia
37	45	35,53	1,2665	13,3798	16,72	77 Pereira, Armando
38	27	21,45	1,2587	13,2975	16,62	126 Martins, Luis
39	20	16,82	1,1891	12,5614	15,70	102 Magalhaes, Manuel
40	39	36,92	1,0563	11,1593	13,95	119 Antonio, Tito
41	15	14,28	1,0504	11,0967	13,87	124 Lencastre, Luis
42	21	20,64	1,0174	10,7484	13,44	64 Guilherme, Helder
43	29	29,37	0,9874	10,4310	13,04	86 Santos, Malvina
44	17	17,93	0,9481	10,0162	12,52	32 Domingos, Fernando
45	22	28,04	0,7846	8,2885	10,36	85 Lebre, Eugenia
46	11	18,93	0,5811	6,1387	7,67	18 Nortadas, Joao

STANDARD -- Overall Stage Results
Campeonato Regional Sul IPSC - Tavira 2009

Printed Maio 18, 2009 at 1:53



Stage 6 -- Pista 6

	PTS	TIME	HIT FACTOR	STAGE POINTS	STAGE PERCENT	COMPETITOR # Name
47	20	36,64	0,5459	5,7664	7,21	5 Faria, Jorge
48	19	37,15	0,5114	5,4029	6,75	53 Pinguinha, Cristina
49	14	33,19	0,4218	4,4561	5,57	93 Simoes, Fernanda
50	13	38,95	0,3338	3,5259	4,41	39 Martins, Carlos
51	0	0,00	0,0000	0,0000	0,00	15 Pereira, Luis
52	0	0,00	0,0000	0,0000	0,00	17 Sousa, Joao
53	0	0,00	0,0000	0,0000	0,00	41 Rodrigues, Antonio
54	0	0,00	0,0000	0,0000	0,00	34 Valente, Jose
55	0	0,00	0,0000	0,0000	0,00	109 Teixeira, Emidio
56	0	0,00	0,0000	0,0000	0,00	110 Dias, Maria
57	0	0,00	0,0000	0,0000	0,00	43 Simoes, Jorge
58	0	18,96	0,0000	0,0000	0,00	69 Dourado, Marco
59	0	0,00	0,0000	0,0000	0,00	21 Monteiro, David
60	0	9,59	0,0000	0,0000	0,00	63 Costa, Alberto
61	0	0,00	0,0000	0,0000	0,00	22 Fernandes, Rui
62	0	15,22	0,0000	0,0000	0,00	68 Fernandes, Fernando
63	0	0,00	0,0000	0,0000	0,00	14 Guedes, Suzana
64	0	0,00	0,0000	0,0000	0,00	54 Coelho, Luis

PRODUCTION -- Overall Stage Results
Campeonato Regional Sul IPSC - Tavira 2009

Printed Maio 18, 2009 at 1:53



Stage 6 -- Pista 6

	PTS	TIME	HIT FACTOR	STAGE POINTS	STAGE PERCENT	COMPETITOR # Name
1	70	12,10	5,7851	80,0000	100,00	125 Alegre, Paulo
2	56	13,82	4,0521	56,0347	70,04	82 Santos, Joao
3	66	22,69	2,9088	40,2241	50,28	123 Cruz, Carlos
4	54	21,29	2,5364	35,0748	43,84	52 Jorge, Jose
5	54	25,20	2,1429	29,6327	37,04	101 Mota, Pedro
6	0	0,00	0,0000	0,0000	0,00	16 Delgado, Sandra
7	0	0,00	0,0000	0,0000	0,00	23 silva, fernando

MODIFIED -- Overall Stage Results
Campeonato Regional Sul IPSC - Tavira 2009

Printed Maio 18, 2009 at 1:53



Stage 6 -- Pista 6

	PTS	TIME	HIT FACTOR	STAGE POINTS	STAGE PERCENT	COMPETITOR # Name
1	75	14,62	5,1300	80,0000	100,00	105 Ramos, Antonio
2	64	15,11	4,2356	66,0529	82,57	113 Fernandes, Henrique
3	70	17,09	4,0960	63,8752	79,84	59 Fialho, Domingos
4	55	13,54	4,0620	63,3461	79,18	66 Guimaraes, Jose
5	59	15,25	3,8689	60,3335	75,42	107 Azinheira, Paulo
6	53	13,83	3,8322	59,7626	74,70	72 Reis, Francisco
7	68	19,72	3,4483	53,7747	67,22	27 Pereira, Joao
8	67	19,49	3,4377	53,6092	67,01	33 Mina, Antonio
9	78	23,70	3,2911	51,3242	64,16	117 Branco, Baltazar
10	44	14,12	3,1161	48,5953	60,74	48 Canha, Antonio
11	64	20,56	3,1128	48,5437	60,68	75 Gil, Carlos
12	46	15,26	3,0144	47,0088	58,76	112 Ramalho, Vitor
13	46	15,94	2,8858	45,0034	56,25	24 Arrojado, Nuno
14	43	15,81	2,7198	42,4143	53,02	111 Cordeiro, Edgar
15	42	15,53	2,7044	42,1749	52,72	73 Leitao, Orlando
16	62	23,33	2,6575	41,4432	51,80	44 Rodrigues, Fernando
17	66	27,58	2,3930	37,3186	46,65	26 Ferreira, Bryan
18	35	16,42	2,1315	33,2408	41,55	28 Lopes, Fernando
19	56	27,44	2,0408	31,8258	39,78	114 Santos, Jose
20	50	27,39	1,8255	28,4678	35,58	61 Joaquim, Joao
21	35	19,99	1,7509	27,3043	34,13	65 Gomes, Pedro
22	30	22,28	1,3465	20,9982	26,25	6 Alvelos, Jorge
23	8	14,62	0,5472	8,5333	10,67	81 Simoes, Carlos
24	18	39,92	0,4509	7,0317	8,79	55 Jesus, Fernando
25	0	0,00	0,0000	0,0000	0,00	13 Jardim, Joao
26	0	26,16	0,0000	0,0000	0,00	25 Leitao, Vasco

REVOLVER (STANDARD) -- Overall Stage Results

Campeonato Regional Sul IPSC - Tavira 2009

Printed Maio 18, 2009 at 1:53



Stage 6 -- Pista 6

	PTS	TIME	HIT FACTOR	STAGE POINTS	STAGE PERCENT	COMPETITOR # Name
1	74	23,61	3,1343	80,0000	100,00	10 Santos, Paulo
2	76	32,13	2,3654	60,3750	75,47	49 Silva, Orlando
3	71	31,06	2,2859	58,3460	72,93	118 Baiao, Antonio
4	70	30,64	2,2846	58,3128	72,89	8 Fernandes, Paulo
5	76	41,52	1,8304	46,7208	58,40	120 Vaz, Jose
6	49	31,71	1,5453	39,4416	49,30	100 Whitfield, Justin
7	0	50,99	0,0000	0,0000	0,00	58 Antonio, Joaquim

OPEN -- Overall Stage Results
Campeonato Regional Sul IPSC - Tavira 2009

Printed Maio 18, 2009 at 1:53



Stage 7 -- Pista 7

	PTS	TIME	HIT FACTOR	STAGE POINTS	STAGE PERCENT	COMPETITOR # Name
1	45	7,45	6,0403	45,0000	100,00	79 Gaspar, Abel
2	45	7,96	5,6533	42,1168	93,59	9 Monteiro, Emerico
3	45	8,02	5,6110	41,8017	92,89	90 Pinto, Joao
4	45	9,31	4,8335	36,0097	80,02	3 Costa, JoseF
5	45	10,95	4,1096	30,6164	68,04	46 Silva, Nelson
6	45	10,97	4,1021	30,5606	67,91	89 Lamy, Ricardo
7	45	12,70	3,5433	26,3976	58,66	2 Dias, Jaime
8	45	13,05	3,4483	25,6897	57,09	1 Diogo, Nuno
9	45	13,70	3,2847	24,4708	54,38	45 Braz, Paulo
10	45	15,63	2,8791	21,4491	47,66	87 Lamy, JMiguel
11	45	15,78	2,8517	21,2452	47,21	4 Pego, Jose
12	45	15,83	2,8427	21,1781	47,06	115 Carpinteiro, Jose
13	45	16,77	2,6834	19,9911	44,42	95 Simoes, Hugo
14	45	16,88	2,6659	19,8608	44,14	88 Lamy, Joao
15	45	17,07	2,6362	19,6397	43,64	47 Bicho, Ricardo
16	45	17,20	2,6163	19,4913	43,31	62 Marques, Manuel
17	45	18,83	2,3898	17,8040	39,56	80 Teixeira, Carlos
18	45	19,32	2,3292	17,3525	38,56	56 Viola, Rui
19	45	22,46	2,0036	14,9265	33,17	103 Paiva, Jorge
20	45	32,20	1,3975	10,4115	23,14	99 Rocha, Joao
21	45	33,70	1,3353	9,9481	22,11	91 Marques, Francisco

STANDARD -- Overall Stage Results

Campeonato Regional Sul IPSC - Tavira 2009

Printed Maio 18, 2009 at 1:53




Stage 7 -- Pista 7

	PTS	TIME	HIT FACTOR	STAGE POINTS	STAGE PERCENT	COMPETITOR # Name
1	45	6,93	6,4935	45,0000	100,00	76 Costa, Luis
2	45	7,67	5,8670	40,6584	90,35	7 Macaneiro, Jose
3	45	8,34	5,3957	37,3921	83,09	78 Silva, Manuel
4	45	9,45	4,7619	33,0000	73,33	31 Correia, Paulo
5	45	10,81	4,1628	28,8483	64,11	106 Ferreira, Porfirio
6	45	12,26	3,6705	25,4364	56,53	5 Faria, Jorge
7	45	12,42	3,6232	25,1087	55,80	12 Rebelo, Jose
8	45	13,02	3,4562	23,9516	53,23	71 Braz, Rui
9	45	13,34	3,3733	23,3771	51,95	19 Botas, Carlos
10	45	13,87	3,2444	22,4838	49,96	98 Manha, Pedro
11	45	13,91	3,2351	22,4191	49,82	38 Velez, Carlos
12	45	14,11	3,1892	22,1013	49,11	67 Albuquerque, Fernando
13	45	14,59	3,0843	21,3742	47,50	20 Julio, Joaquim
14	45	15,26	2,9489	20,4358	45,41	32 Domingos, Fernando
15	45	15,88	2,8338	19,6379	43,64	37 Duarte, Helder
16	45	16,33	2,7557	19,0968	42,44	94 Lima, Herlander
17	45	16,93	2,6580	18,4200	40,93	64 Guilherme, Helder
18	45	17,43	2,5818	17,8916	39,76	124 Lencastre, Luis
19	45	17,58	2,5597	17,7389	39,42	108 Nogueira, Luis
20	45	17,67	2,5467	17,6486	39,22	83 Caldeira, Antonio
21	45	17,98	2,5028	17,3443	38,54	85 Lebre, Eugenia
22	45	18,24	2,4671	17,0970	37,99	63 Costa, Alberto
23	45	18,48	2,4351	16,8750	37,50	97 Dias, Luis
24	45	18,83	2,3898	16,5613	36,80	50 Paixao, Alexandre
25	45	19,14	2,3511	16,2931	36,21	84 Marques, Joao
26	45	19,45	2,3136	16,0334	35,63	74 Claro, Pedro
27	45	19,70	2,2843	15,8299	35,18	57 Valente, Carlos
28	45	20,76	2,1676	15,0217	33,38	35 Martins, Antonio
29	45	21,95	2,0501	14,2073	31,57	40 Mendes, Jose
30	45	22,43	2,0062	13,9033	30,90	11 Lourena, Vasco
31	45	22,55	1,9956	13,8293	30,73	60 Santos, Jose
32	45	23,64	1,9036	13,1916	29,31	70 Blanco, Rui
33	45	24,73	1,8197	12,6102	28,02	104 Jorge, Jose
34	45	25,06	1,7957	12,4441	27,65	18 Nortadas, Joao
35	45	25,95	1,7341	12,0173	26,71	29 Nunes, Antonio
36	45	26,44	1,7020	11,7946	26,21	36 Mourao, Antonio
37	45	26,46	1,7007	11,7857	26,19	127 Moita, Joao
38	45	27,49	1,6370	11,3441	25,21	69 Dourado, Marco
39	45	30,44	1,4783	10,2447	22,77	121 Marques, Jose
40	45	31,77	1,4164	9,8159	21,81	102 Magalhaes, Manuel
41	45	32,52	1,3838	9,5895	21,31	116 O'Neill, Hugo
42	45	33,06	1,3612	9,4328	20,96	93 Simoes, Fernanda
43	45	33,17	1,3566	9,4016	20,89	92 Castro, Tito
44	45	34,56	1,3021	9,0234	20,05	77 Pereira, Armando
45	45	35,20	1,2784	8,8594	19,69	122 Gabriel, Paulo
46	45	39,23	1,1471	7,9493	17,67	96 Fernandes, Sonia

STANDARD -- Overall Stage Results
Campeonato Regional Sul IPSC - Tavira 2009

Printed Maio 18, 2009 at 1:53



Stage 7 -- Pista 7

	PTS	TIME	HIT FACTOR	STAGE POINTS	STAGE PERCENT	COMPETITOR # Name
47	45	39,68	1,1341	7,8591	17,46	30 Gomes, Jorge
48	45	40,93	1,0994	7,6191	16,93	119 Antonio, Tito
49	45	41,52	1,0838	7,5108	16,69	68 Fernandes, Fernando
50	45	48,90	0,9202	6,3773	14,17	53 Pinguinha, Cristina
51	30	62,72	0,4783	3,3147	7,37	126 Martins, Luis
52	15	170,75	0,0878	0,6088	1,35	39 Martins, Carlos
53	0	0,00	0,0000	0,0000	0,00	22 Fernandes, Rui
54	0	0,00	0,0000	0,0000	0,00	54 Coelho, Luis
55	0	0,00	0,0000	0,0000	0,00	17 Sousa, Joao
56	0	46,57	0,0000	0,0000	0,00	86 Santos, Malvina
57	0	0,00	0,0000	0,0000	0,00	14 Guedes, Suzana
58	0	0,00	0,0000	0,0000	0,00	110 Dias, Maria
59	0	0,00	0,0000	0,0000	0,00	15 Pereira, Luis
60	0	0,00	0,0000	0,0000	0,00	34 Valente, Jose
61	0	0,00	0,0000	0,0000	0,00	43 Simoes, Jorge
62	0	0,00	0,0000	0,0000	0,00	21 Monteiro, David
63	0	0,00	0,0000	0,0000	0,00	41 Rodrigues, Antonio
64	0	0,00	0,0000	0,0000	0,00	109 Teixeira, Emidio

PRODUCTION -- Overall Stage Results
Campeonato Regional Sul IPSC - Tavira 2009

Printed Maio 18, 2009 at 1:53



Stage 7 -- Pista 7

	PTS	TIME	HIT FACTOR	STAGE POINTS	STAGE PERCENT	COMPETITOR # Name
1	45	12,08	3,7252	45,0000	100,00	123 Cruz, Carlos
2	45	14,77	3,0467	36,8043	81,79	82 Santos, Joao
3	45	15,31	2,9393	35,5062	78,90	101 Mota, Pedro
4	45	20,57	2,1877	26,4268	58,73	52 Jorge, Jose
5	45	24,06	1,8703	22,5935	50,21	125 Alegre, Paulo
6	0	0,00	0,0000	0,0000	0,00	16 Delgado, Sandra
7	0	0,00	0,0000	0,0000	0,00	23 silva, fernando

MODIFIED -- Overall Stage Results
Campeonato Regional Sul IPSC - Tavira 2009

Printed Maio 18, 2009 at 1:53



Stage 7 -- Pista 7

	PTS	TIME	HIT FACTOR	STAGE POINTS	STAGE PERCENT	COMPETITOR # Name
1	45	8,68	5,1843	45,0000	100,00	105 Ramos, Antonio
2	45	10,63	4,2333	36,7451	81,66	107 Azinheira, Paulo
3	45	11,12	4,0468	35,1259	78,06	66 Guimaraes, Jose
4	45	11,45	3,9301	34,1135	75,81	73 Leitao, Orlando
5	45	11,59	3,8827	33,7015	74,89	72 Reis, Francisco
6	45	13,89	3,2397	28,1210	62,49	111 Cordeiro, Edgar
7	45	13,95	3,2258	28,0000	62,22	28 Lopes, Fernando
8	45	15,31	2,9393	25,5127	56,69	61 Joaquim, Joao
9	45	16,72	2,6914	23,3612	51,91	26 Ferreira, Bryan
10	45	16,79	2,6802	23,2638	51,70	6 Alvelos, Jorge
11	45	16,90	2,6627	23,1124	51,36	44 Rodrigues, Fernando
12	45	17,07	2,6362	22,8822	50,85	33 Mina, Antonio
13	45	17,18	2,6193	22,7357	50,52	112 Ramalho, Vitor
14	45	17,27	2,6057	22,6173	50,26	48 Canha, Antonio
15	45	17,44	2,5803	22,3968	49,77	59 Fialho, Domingos
16	45	18,62	2,4168	20,9774	46,62	75 Gil, Carlos
17	45	19,32	2,3292	20,2174	44,93	27 Pereira, Joao
18	45	20,45	2,2005	19,1002	42,44	117 Branco, Baltazar
19	45	22,12	2,0344	17,6582	39,24	113 Fernandes, Henrique
20	45	25,57	1,7599	15,2757	33,95	65 Gomes, Pedro
21	45	29,48	1,5265	13,2497	29,44	81 Simoes, Carlos
22	45	29,98	1,5010	13,0287	28,95	114 Santos, Jose
23	45	39,11	1,1506	9,9872	22,19	24 Arrojado, Nuno
24	45	56,71	0,7935	6,8877	15,31	25 Leitao, Vasco
25	45	64,37	0,6991	6,0680	13,48	55 Jesus, Fernando
26	0	0,00	0,0000	0,0000	0,00	13 Jardim, Joao

REVOLVER (STANDARD) -- Overall Stage Results

Campeonato Regional Sul IPSC - Tavira 2009

Printed Maio 18, 2009 at 1:53



Stage 7 -- Pista 7

	PTS	TIME	HIT FACTOR	STAGE POINTS	STAGE PERCENT	COMPETITOR # Name
1	45	17,83	2,5238	45,0000	100,00	10 Santos, Paulo
2	45	23,52	1,9133	34,1135	75,81	49 Silva, Orlando
3	45	29,23	1,5395	27,4495	61,00	8 Fernandes, Paulo
4	45	30,79	1,4615	26,0588	57,91	118 Baiao, Antonio
5	45	31,22	1,4414	25,6999	57,11	120 Vaz, Jose
6	45	31,33	1,4363	25,6096	56,91	100 Whitfield, Justin
7	45	94,90	0,4742	8,4547	18,79	58 Antonio, Joaquim

OPEN -- Overall Stage Results
Campeonato Regional Sul IPSC - Tavira 2009

Printed Maio 18, 2009 at 1:53



Stage 8 -- Pista 8

	PTS	TIME	HIT FACTOR	STAGE POINTS	STAGE PERCENT	COMPETITOR # Name
1	45	8,44	5,3318	45,0000	100,00	1 Diogo, Nuno
2	45	8,78	5,1253	43,2574	96,13	80 Teixeira, Carlos
3	45	9,00	5,0000	42,2000	93,78	90 Pinto, Joao
4	45	10,10	4,4554	37,6040	83,56	2 Dias, Jaime
5	45	10,12	4,4466	37,5296	83,40	79 Gaspar, Abel
6	45	11,08	4,0614	34,2780	76,17	9 Monteiro, Emerico
7	45	11,16	4,0323	34,0323	75,63	46 Silva, Nelson
8	45	11,40	3,9474	33,3158	74,04	3 Costa, JoseF
9	45	11,48	3,9199	33,0836	73,52	89 Lamy, Ricardo
10	45	12,65	3,5573	30,0237	66,72	87 Lamy, JMiguel
11	45	14,19	3,1712	26,7653	59,48	95 Simoes, Hugo
12	45	15,39	2,9240	24,6784	54,84	4 Pego, Jose
13	45	18,41	2,4443	20,6301	45,84	45 Braz, Paulo
14	45	23,82	1,8892	15,9446	35,43	99 Rocha, Joao
15	45	24,15	1,8634	15,7267	34,95	47 Bicho, Ricardo
16	45	25,55	1,7613	14,8650	33,03	62 Marques, Manuel
17	45	27,48	1,6376	13,8210	30,71	56 Viola, Rui
18	45	29,60	1,5203	12,8311	28,51	103 Paiva, Jorge
19	45	32,58	1,3812	11,6575	25,91	91 Marques, Francisco
20	45	35,64	1,2626	10,6566	23,68	88 Lamy, Joao
21	45	43,70	1,0297	8,6911	19,31	115 Carpinteiro, Jose

STANDARD -- Overall Stage Results

Campeonato Regional Sul IPSC - Tavira 2009

Printed Maio 18, 2009 at 1:53



Stage 8 -- Pista 8

	PTS	TIME	HIT FACTOR	STAGE POINTS	STAGE PERCENT	COMPETITOR # Name
1	45	7,33	6,1392	45,0000	100,00	78 Silva, Manuel
2	45	10,00	4,5000	32,9850	73,30	7 Macaneiro, Jose
3	45	10,22	4,4031	32,2750	71,72	76 Costa, Luis
4	45	11,11	4,0504	29,6895	65,98	19 Botas, Carlos
5	45	11,92	3,7752	27,6720	61,49	31 Correia, Paulo
6	45	14,47	3,1099	22,7954	50,66	98 Manha, Pedro
7	45	15,13	2,9742	21,8011	48,45	37 Duarte, Helder
8	45	15,16	2,9683	21,7579	48,35	83 Caldeira, Antonio
9	45	15,90	2,8302	20,7453	46,10	106 Ferreira, Porfirio
10	45	17,36	2,5922	19,0006	42,22	97 Dias, Luis
11	45	17,81	2,5267	18,5205	41,16	93 Simoes, Fernanda
12	45	17,85	2,5210	18,4790	41,06	50 Paixao, Alexandre
13	45	18,10	2,4862	18,2238	40,50	60 Santos, Jose
14	35	14,21	2,4631	18,0542	40,12	12 Rebelo, Jose
15	45	19,30	2,3316	17,0907	37,98	71 Braz, Rui
16	45	19,53	2,3041	16,8894	37,53	94 Lima, Herlander
17	45	20,20	2,2277	16,3292	36,29	122 Gabriel, Paulo
18	45	20,23	2,2244	16,3050	36,23	38 Velez, Carlos
19	45	20,29	2,2178	16,2568	36,13	124 Lencastre, Luis
20	45	20,42	2,2037	16,1533	35,90	67 Albuquerque, Fernando
21	45	20,90	2,1531	15,7823	35,07	32 Domingos, Fernando
22	35	16,40	2,1341	15,6433	34,76	74 Claro, Pedro
23	45	21,53	2,0901	15,3205	34,05	121 Marques, Jose
24	45	21,77	2,0671	15,1516	33,67	70 Blanco, Rui
25	45	22,18	2,0289	14,8715	33,05	108 Nogueira, Luis
26	45	22,47	2,0027	14,6796	32,62	57 Valente, Carlos
27	45	22,47	2,0027	14,6796	32,62	5 Faria, Jorge
28	45	22,54	1,9965	14,6340	32,52	63 Costa, Alberto
29	45	22,58	1,9929	14,6081	32,46	11 Lourena, Vasco
30	45	22,86	1,9685	14,4291	32,06	40 Mendes, Jose
31	45	23,15	1,9438	14,2484	31,66	29 Nunes, Antonio
32	45	23,52	1,9133	14,0242	31,16	69 Dourado, Marco
33	45	24,55	1,8330	13,4358	29,86	84 Marques, Joao
34	45	24,81	1,8138	13,2950	29,54	36 Mourao, Antonio
35	45	25,19	1,7864	13,0945	29,10	64 Guilherme, Helder
36	45	25,59	1,7585	12,8898	28,64	116 O'Neill, Hugo
37	45	25,63	1,7558	12,8697	28,60	127 Moita, Joao
38	45	25,84	1,7415	12,7651	28,37	20 Julio, Joaquim
39	45	28,54	1,5767	11,5575	25,68	104 Jorge, Jose
40	45	30,99	1,4521	10,6438	23,65	35 Martins, Antonio
41	45	33,17	1,3566	9,9442	22,10	119 Antonio, Tito
42	45	35,29	1,2751	9,3468	20,77	102 Magalhaes, Manuel
43	45	40,66	1,1067	8,1124	18,03	92 Castro, Tito
44	45	40,96	1,0986	8,0530	17,90	18 Nortadas, Joao
45	45	43,54	1,0335	7,5758	16,84	30 Gomes, Jorge
46	45	43,90	1,0251	7,5137	16,70	126 Martins, Luis

STANDARD -- Overall Stage Results
Campeonato Regional Sul IPSC - Tavira 2009

Printed Maio 18, 2009 at 1:53



Stage 8 -- Pista 8

	PTS	TIME	HIT FACTOR	STAGE POINTS	STAGE PERCENT	COMPETITOR # Name
47	45	45,11	0,9976	7,3121	16,25	96 Fernandes, Sonia
48	45	45,64	0,9860	7,2272	16,06	53 Pinguinha, Cristina
49	45	48,38	0,9301	6,8179	15,15	85 Lebre, Eugenia
50	45	49,65	0,9063	6,6435	14,76	86 Santos, Malvina
51	45	51,18	0,8792	6,4449	14,32	77 Pereira, Armando
52	45	67,65	0,6652	4,8758	10,84	68 Fernandes, Fernando
53	20	64,72	0,3090	2,2651	5,03	39 Martins, Carlos
54	0	0,00	0,0000	0,0000	0,00	109 Teixeira, Emidio
55	0	0,00	0,0000	0,0000	0,00	110 Dias, Maria
56	0	0,00	0,0000	0,0000	0,00	41 Rodrigues, Antonio
57	0	0,00	0,0000	0,0000	0,00	42 Ferreira, Eduardo
58	0	0,00	0,0000	0,0000	0,00	14 Guedes, Suzana
59	0	0,00	0,0000	0,0000	0,00	54 Coelho, Luis
60	0	0,00	0,0000	0,0000	0,00	17 Sousa, Joao
61	0	0,00	0,0000	0,0000	0,00	43 Simoes, Jorge
62	0	0,00	0,0000	0,0000	0,00	21 Monteiro, David
63	0	0,00	0,0000	0,0000	0,00	22 Fernandes, Rui
64	0	0,00	0,0000	0,0000	0,00	15 Pereira, Luis
65	0	0,00	0,0000	0,0000	0,00	34 Valente, Jose

PRODUCTION -- Overall Stage Results
Campeonato Regional Sul IPSC - Tavira 2009

Printed Maio 18, 2009 at 1:53



Stage 8 -- Pista 8

	PTS	TIME	HIT FACTOR	STAGE POINTS	STAGE PERCENT	COMPETITOR # Name
1	45	11,14	4,0395	45,0000	100,00	82 Santos, Joao
2	45	13,40	3,3582	37,4104	83,13	101 Mota, Pedro
3	45	16,61	2,7092	30,1806	67,07	125 Alegre, Paulo
4	45	17,22	2,6132	29,1115	64,69	123 Cruz, Carlos
5	45	24,81	1,8138	20,2056	44,90	52 Jorge, Jose
6	0	0,00	0,0000	0,0000	0,00	16 Delgado, Sandra
7	0	0,00	0,0000	0,0000	0,00	23 silva, fernando

MODIFIED -- Overall Stage Results
Campeonato Regional Sul IPSC - Tavira 2009

Printed Maio 18, 2009 at 1:53



Stage 8 -- Pista 8

	PTS	TIME	HIT FACTOR	STAGE POINTS	STAGE PERCENT	COMPETITOR # Name
1	45	10,00	4,5000	45,0000	100,00	105 Ramos, Antonio
2	45	11,22	4,0107	40,1069	89,13	73 Leitao, Orlando
3	45	12,31	3,6556	36,5556	81,23	107 Azinheira, Paulo
4	45	12,45	3,6145	36,1446	80,32	72 Reis, Francisco
5	45	13,12	3,4299	34,2988	76,22	113 Fernandes, Henrique
6	45	14,22	3,1646	31,6456	70,32	26 Ferreira, Bryan
7	35	11,82	2,9611	29,6108	65,80	75 Gil, Carlos
8	45	17,96	2,5056	25,0557	55,68	61 Joaquim, Joao
9	45	17,96	2,5056	25,0557	55,68	66 Guimaraes, Jose
10	45	18,31	2,4577	24,5767	54,61	65 Gomes, Pedro
11	45	19,53	2,3041	23,0415	51,20	81 Simoes, Carlos
12	45	19,65	2,2901	22,9008	50,89	44 Rodrigues, Fernando
13	45	19,87	2,2647	22,6472	50,33	27 Pereira, Joao
14	45	21,46	2,0969	20,9692	46,60	28 Lopes, Fernando
15	45	21,99	2,0464	20,4638	45,48	117 Branco, Baltazar
16	45	22,20	2,0270	20,2703	45,05	59 Fialho, Domingos
17	45	22,52	1,9982	19,9822	44,40	111 Cordeiro, Edgar
18	45	23,93	1,8805	18,8048	41,79	33 Mina, Antonio
19	45	25,79	1,7449	17,4486	38,77	48 Canha, Antonio
20	45	28,21	1,5952	15,9518	35,45	6 Alvelos, Jorge
21	45	28,34	1,5879	15,8786	35,29	112 Ramalho, Vitor
22	45	31,43	1,4318	14,3175	31,82	114 Santos, Jose
23	45	44,78	1,0049	10,0491	22,33	24 Arrojado, Nuno
24	0	64,69	0,0000	0,0000	0,00	55 Jesus, Fernando
25	0	17,10	0,0000	0,0000	0,00	25 Leitao, Vasco
26	0	0,00	0,0000	0,0000	0,00	13 Jardim, Joao

REVOLVER (STANDARD) -- Overall Stage Results

Campeonato Regional Sul IPSC - Tavira 2009

Printed Maio 18, 2009 at 1:53



Stage 8 -- Pista 8

	PTS	TIME	HIT FACTOR	STAGE POINTS	STAGE PERCENT	COMPETITOR # Name
1	45	14,35	3,1359	45,0000	100,00	8 Fernandes, Paulo
2	45	15,61	2,8828	41,3677	91,93	10 Santos, Paulo
3	45	21,12	2,1307	30,5753	67,95	100 Whitfield, Justin
4	45	23,36	1,9264	27,6434	61,43	49 Silva, Orlando
5	45	24,57	1,8315	26,2821	58,40	120 Vaz, Jose
6	45	32,99	1,3640	19,5741	43,50	118 Baiao, Antonio
7	0	81,86	0,0000	0,0000	0,00	58 Antonio, Joaquim

Campeonato Regional Sul IPSC - Tavira 2009

Printed Maio 18, 2009 at 1:53



Disqualified Shooters

<u>No.</u>	<u>Name</u>
------------	-------------

51	Raposo, Luis
----	--------------